

Copper-Catalyzed Annulative Coupling of *S,S*-Disubstituted Enones with Diazo Compounds to Access Highly Functionalized Thiophene Derivatives

Yuan He,^{†,‡} Jiang Lou,^{†,‡} Ping Wu,^{†,‡} Yong-Gui Zhou,^{*,†} and Zhengkun Yu^{*,†,§}

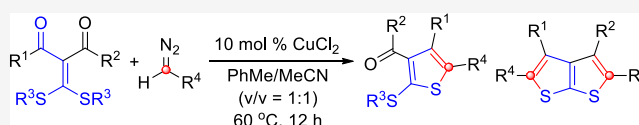
[†]Dalian Institute of Chemical Physics, Chinese Academy of Sciences, 457 Zhongshan Road, Dalian 116023, People's Republic of China

[‡]University of Chinese Academy of Sciences, Beijing 100049, People's Republic of China

[§]State Key Laboratory of Organometallic Chemistry, Shanghai Institute of Organic Chemistry, Chinese Academy of Sciences, 354 Fenglin Road, Shanghai 200032, People's Republic of China

Supporting Information

ABSTRACT: An efficient protocol toward fully substituted thiophenes and thieno[2,3-*b*]thiophenes has been developed through CuCl₂-catalyzed annulative coupling of *S,S*-disubstituted enones with diazo compounds under mild conditions. Tetrasubstituted thiophenes and thieno[2,3-*b*]thiophenes were efficiently accessed by variation of the feed ratio of the reactants in good to excellent yields, respectively. The synthetic methodology has demonstrated the potential for the construction of diverse thiophene derivatives.



INTRODUCTION

Synthesis of thiophenes has been paid much attention because they represent an important class of sulfur-containing heterocycles, which are ubiquitous core structural motifs in many pharmaceuticals,^{1,2} functional materials,³ and transition-metal complexes.⁴ For example, thiophene derivatives have been medically considered as the potent inhibitors of p38 kinase,^{5a} IKKβ,^{5b} and PTP1B^{5c} (Figure 1). Thieno[2,3-*b*]thiophenes

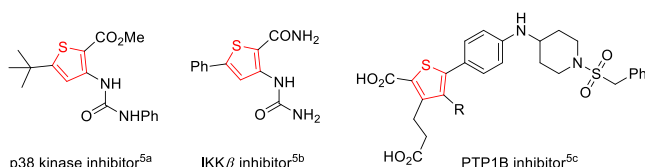


Figure 1. Selected bioactive thiophene derivatives.

are pharmaceutically used for inhibiting the growth of bacterial pathogens and treatment of bacterial infections.^{5d} The general synthetic approaches to access such S-heterocycles involve either functionalization of the α - and β -positions of the preconstructed thiophene skeleton^{5e,6} or construction of the thiophene ring from appropriately substituted open-chain precursors.⁷ The latter approach is obviously more versatile and attractive but has been less developed. In this regard, Fiesselmann,⁸ Gewald,⁹ Paal,¹⁰ and Hinsberg¹¹ reactions can be applied for the direct establishment of a thiophene ring in specific thiophene derivatives. Ketene *S,S*-acetals^{12a} are known for the same purpose through transition-metal-catalyzed C–S bond cleavage and reconstruction.^{12b} The traditional synthetic strategies for thieno[2,3-*b*]thiophenes are usually based on the cyclization of prefunctionalized organosulfur compounds.¹³

Although considerable advance has been achieved toward the synthesis of thiophene derivatives, concise and efficient methods are still highly desirable for the construction of functionalized thiophenes in order to overcome the limitations of the present synthetic protocols in terms of harsh conditions, low yields, expensive catalysts, and/or difficult purification.

Transition-metal-catalyzed reactions using diazo compounds¹⁴ as the carbene precursors allow for the rapid assembly of useful complex molecules which cannot be readily accessed by other methods.¹⁵ As versatile C1 synthons, diazo compounds are potentially used for the direct construction of cyclic architectures through cycloaddition or annulative coupling reactions.^{16,17} Diazo compounds are amphiphilic, and the negatively polarized diazo carbon atom is nucleophilic, while the metal carbene species generated from a diazo compound has an electron-deficient carbene center.¹⁸ Thus, diazo compounds can exhibit diverse reactivities. Based on this concept, Zhao, et al. very recently reported a copper(II)-catalyzed domino reaction to prepare polysubstituted thiophenes.^{18b}

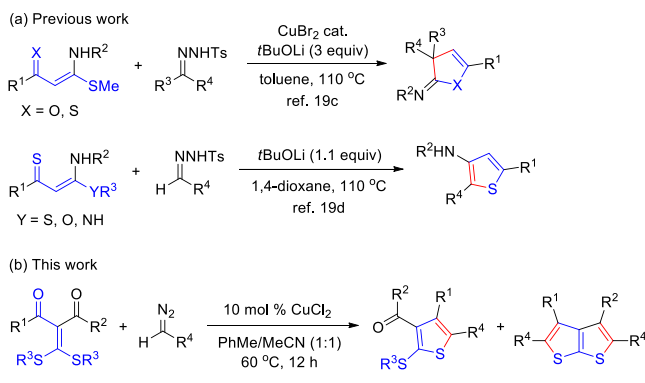
During the ongoing investigation of the reactivities of alkylthio-functionalized internal alkenes,¹⁹ we found that α -oxo and thioxo-functionalized, *N,S*-substituted internal alkenes could efficiently react with the carbene precursor compounds, that is, ketone *N*-tosylhydrazones, under copper catalysis, affording five-membered 2-imino O- and S-heterocycles via carbene insertion into the olefinic C=C bond,^{19c} whereas they underwent annulative coupling with aldehyde *N*-tosylhydrazones to give thiophene products under transition-metal-free

Received: November 4, 2019

Published: December 20, 2019

conditions^{19d} (Scheme 1a). We conceived that the nucleophilicity/electrophilicity of the reaction intermediates gener-

Scheme 1. Synthetic Strategies to Access Functionalized Thiophenes



ated in situ from *N*-tosylhydrazones, that is, the copper carbene species in the presence of a copper catalyst, and the diazo species under the transition-metal-free conditions, might be dramatically altered upon variation of the reactants and reaction conditions.²⁰ Nucleophilic attack of the thiocarbonyl sulfur at the diazo carbon atom may form a thiocarbonyl ylide, that is, a sulfur-centered 1,3-dipole, which can readily undergo 1,5-dipolar electrocyclicization.²¹ Thus, the sulfur atoms of a *S,S*-disubstituted enone were envisioned to interact with diazo compounds to form sulfur ylide intermediates which then cyclize to give *S*-heterocyclic compounds. Herein, we disclose the copper-catalyzed annulative coupling of *S,S*-disubstituted enones with diazo compounds for the chemoselective synthesis of highly functionalized thiophenes and thieno[2,3-*b*]-thiophenes (Scheme 1b).

RESULTS AND DISCUSSION

Initially, the reaction of *S,S*-disubstituted enone, that is, 3-(bis(methylthio)methylene)pentane-2,4-dione (**1a**) with ethyl diazoacetate (**2a**) was conducted to screen the reaction conditions (Table 1). In the presence of 10 mol % Rh₂(OAc)₄ as the catalyst, the reaction of **1a** and **2a** in a 1:2 molar ratio underwent in toluene at 80 °C for 12 h under a nitrogen atmosphere, forming the target thiophene product **3a** in 27% yield (Table 1, entry 1). Copper(II) salts CuBr₂ and CuCl₂ behaved more efficiently than the Rh(II) catalyst, and in the case of using 10 mol % CuCl₂ as the catalyst, **3a** was generated in 45–46% yields in toluene and trifluoromethylbenzene, respectively (Table 1, entries 2–4). In acetonitrile, the reaction proceeded less efficiently to produce **3a** in 27% yield (Table 1, entry 5). Lowering the temperature to 60 °C enhanced the yield of compound **3a** to 51% (Table 1, entry 6). An obvious solvent effect was demonstrated by using the mixed solvents of toluene and acetonitrile or toluene and PhCF₃ (1:1, v/v) at 60 °C, leading to **3a** in 79% isolated yield (Table 1, entries 7 and 8). In the absence of a catalyst, the reaction did not occur (Table 1, entry 9). An air atmosphere deteriorated the product yield to 31% from 76% under a nitrogen atmosphere (Table 1, entries 7 and 10). It is worth noting that in all of the above cases, thieno[2,3-*b*]thiophene **4a** could not be formed in a detectable amount. Unexpectedly, increasing the loading of diazo compound **2a** to 3 equiv led to a mixture of **3a** (45%) and **4a** (27%), and further increasing the amount of **2a** to 4 equiv selectively afforded **4a** in 85%

Table 1. Optimization of Reaction Conditions^a

entry	catalyst	solvent	temp (°C)	yields ^b (%) 3a/4a
1	Rh ₂ (OAc) ₄	PhMe	80	27/-
2	CuBr ₂	PhMe	80	33/-
3	CuCl ₂	PhMe	80	45/-
4	CuCl ₂	PhCF ₃	80	46/-
5	CuCl ₂	MeCN	80	27/-
6	CuCl ₂	PhMe	60	51/-
7	CuCl ₂	PhMe/MeCN (1:1)	60	76 (79) ^c /-
8	CuCl ₂	PhMe/PhCF ₃ (1:1)	60	68/-
9		PhMe/MeCN (1:1)	60	0/0
10 ^d	CuCl ₂	PhMe/MeCN (1:1)	60	31/-
11 ^e	CuCl ₂	PhMe/MeCN (1:1)	60	45/27
12 ^f	CuCl ₂	PhMe/MeCN (1:1)	60	trace/(85) ^c

^aConditions: **1a** (0.3 mmol), **2a** (0.6 mmol), catalyst (10 mol %), solvent (2 mL), 0.1 MPa N₂, 12 h. ^bDetermined by ¹H NMR analysis by using 1,3,5-trimethoxybenzene as the internal standard. ^cIsolated yields given in parentheses. ^dIn air. ^eUsing **2a** (0.9 mmol). ^fUsing **2a** (1.2 mmol).

isolated yield (Table 1, entries 11 and 12). It should be noted that the molecular structure of compound **3a** was confirmed by the X-ray single crystal crystallographic analysis (Figure 2, see the Supporting Information for details).

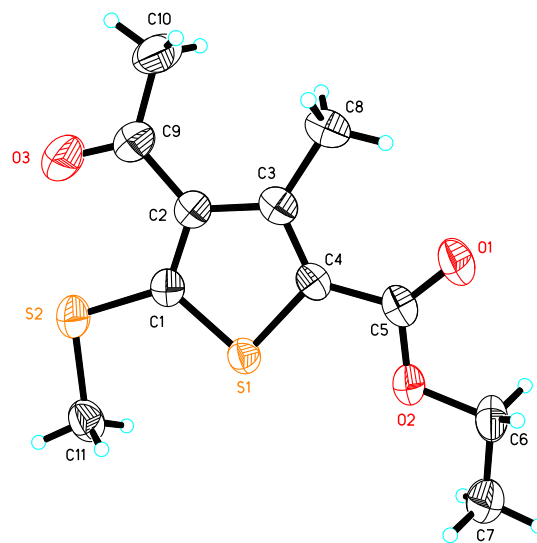
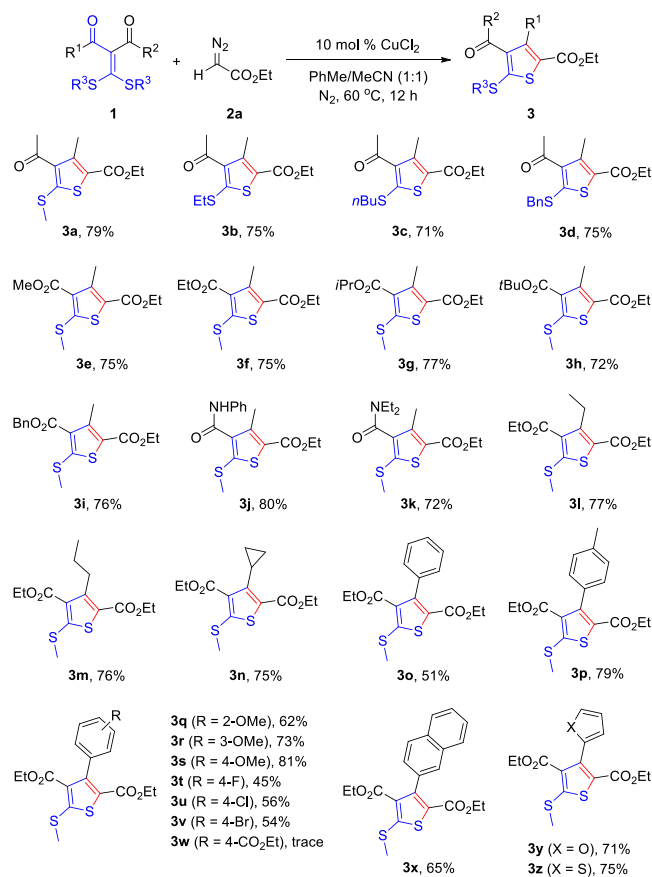


Figure 2. Perspective view of **3a** with thermal ellipsoids at the 30% probability level.

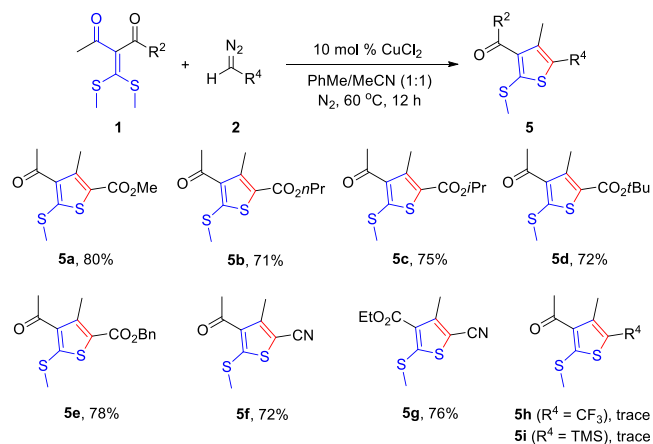
Under the optimal conditions, the scope of *S,S*-disubstituted enones (**1**) was explored (Table 2). Ethylthio, *n*-butylthio, and benzylthio-disubstituted enones (**1b–1d**) reacted with **2a** less efficiently than their methylthio analogue **1a** to give the target products **3b–3d** (71–75%). 2-Ester-functionalized di-(methylthio)-substituted enones **1e–1i** efficiently underwent the reaction to afford products **3e–3i** in 72–77% yields, exhibiting no obvious steric effect from the methyl, ethyl, isopropyl, and *tert*-butyl groups in the 2-ester functionalities. The amido group-functionalized enone substrates **1j** and **1k**

Table 2. Scope of S,S-Disubstituted Enones (1)^a

^aConditions: **1** (0.3 mmol), **2** (0.6 mmol), CuCl₂ (10 mol %), PhMe/MeCN (2 mL, v/v = 1:1), 0.1 MPa N₂, 12 h.

also reacted well with **2a** to yield **3j** (80%) and **3k** (72%), respectively. The short-chain alkyls such as ethyl and *n*-propyl and cyclopropyl in the alkanoyl functionalities of the enone substrates did not show an electronic or steric effect on the product yields for **3f** and **3l–3n** (75–77%). However, the substituents on the aryl groups in the aryl functionalities of **1o–1w** exhibited obvious steric and electronic effects. The electron-donating methyl and methoxy groups facilitated the reaction to form **3p–3s** (62–81%), while the unsubstituted aryl enone **1o** reacted with **2a** to give **3o** in 51% yield. 2-Methoxy exhibited an obvious negative steric effect on the yield of **3q** (62%) among the methoxy-substituted substrates **1r** (73%) and **1s** (81%). The electron-withdrawing fluoro group diminished the yield of **3t** to 45%, and the ester group (CO₂Et) on the aryl moiety almost completely inhibited the reaction. 4-Chloro and 4-bromo groups slightly improved the reaction efficiency to give **3u** and **3v** (54–56%). The reaction of 2-naphthyl-functionalized enone **1x** produced **3x** in 65% yield. 2-Furyl and 2-thienyl-functionalized enones **1y** and **1z** reacted with **2a** under the same conditions, efficiently generating the corresponding heteroaryl-functionalized thiophene products **3y** (71%) and **3z** (75%), respectively. It is worth noting that 2-(bis(methylthio)methylene)cyclohexane-1,3-dione exhibited no reactivity to **2a** under the same conditions.

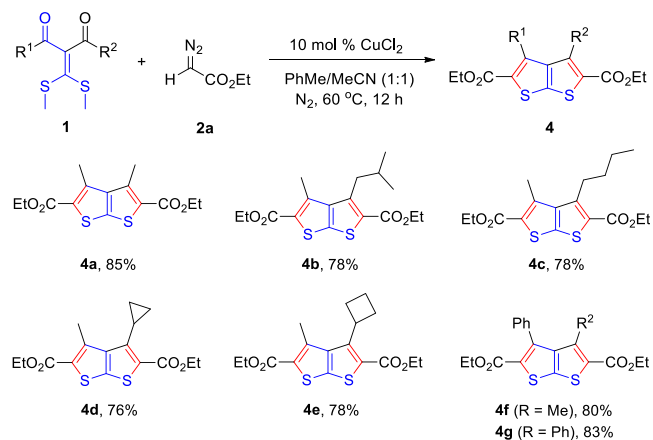
Next, the protocol generality was investigated by carrying out the reaction of enones **1** with various diazo compounds (**2**) (Table 3). Methyl diazoacetate (**2b**) reacted with S,S-

Table 3. Scope of Diazo Compounds (2)^a

^aConditions: **1** (0.3 mmol), **2** (0.6 mmol), CuCl₂ (10 mol %), PhMe/MeCN (2 mL, v/v = 1:1), 0.1 MPa N₂, 12 h.

disubstituted enone **1a** to give the target thiophene product, that is, methyl 3-methyl-4-acetyl-5-(methylthio)thiophene-2-carboxylate (**5a**) in 80% yield. *n*-Propyl, isopropyl, *tert*-butyl, and benzyl diazoacetates also efficiently reacted with **1a** to form the corresponding thiophene products **5b–5e** (71–78%), only demonstrating slight electronic and steric effects. 2-Diazoacetonitrile (**2g**) reacted well with enones **1a** and **1f** to afford 2-cyano-functionalized thiophenes **5f** and **5g** in 72–76% yields, respectively, while CF₃ and TMS (trimethylsilyl)-functionalized diazo compounds **2h** and **2i** showed no reactivity to enone **1a** under the stated conditions.

Then, the protocol was applied for the synthesis of thieno[2,3-*b*]thiophene derivatives **4** (Table 4). 3-(Bis-

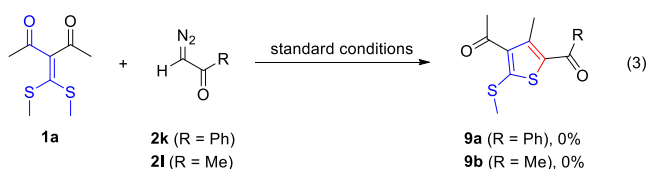
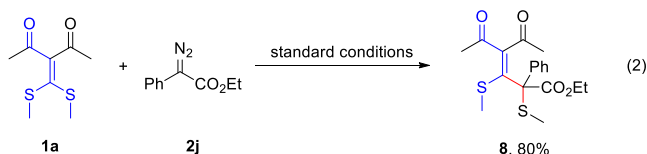
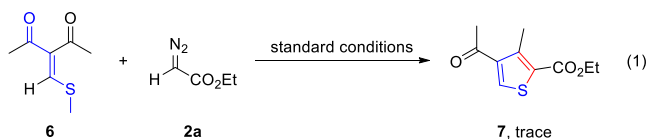
Table 4. Synthesis of Thieno[2,3-*b*]thiophenes (4)^a

^aConditions: **1** (0.3 mmol), **2** (1.2 mmol), CuCl₂ (10 mol %), PhMe/MeCN (2 mL, v/v = 1:1), 0.1 MPa N₂, 12 h.

(methylthio)methylene)pentane-2,4-dione (**1a**) was reacted with 4 equiv of ethyl diazoacetate (**2a**) to give the target diethyl 3,4-dimethylthieno[2,3-*b*]thiophene-2,5-dicarboxylate (**4a**) in 85% yield under the standard conditions. Variation of the functional groups from methyl, isopropyl, *n*-butyl, cyclopropyl, to cyclobutyl in the 2-alkanoyl functionalities of the S,S-disubstituted enone substrates **1** also efficiently led to the corresponding target products **4b–4e** (76–78%). 2-Acetyl and 2-benzoyl-substituted aryl enones reacted with **2a** to give

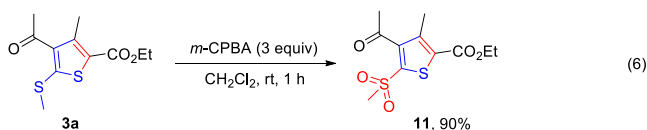
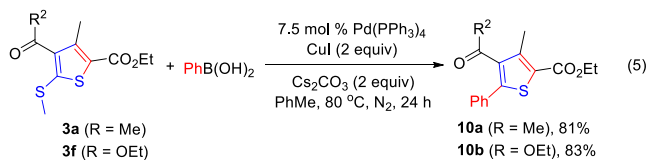
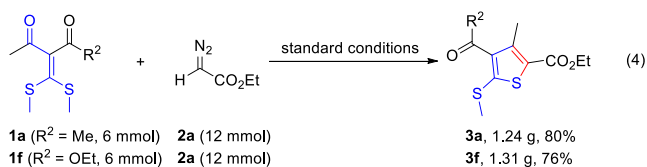
the corresponding products **4f** and **4g** in high yields (80–83%). These results have demonstrated a good substrate applicability of the present synthetic protocol.

Other types of *S*-substituted enones and diazo compounds were also employed in the synthesis of highly functionalized thiophene derivatives by the present synthetic methodology. The methylthio-monosubstituted enone (**6**) was treated with ethyl diazoacetate (**2a**) under the standard conditions; no detectable amount of the target thiophene product **7** was formed (eq 1). This result verifies the crucial role of the



di(alkylthio) functionality at one terminus of the C=C backbone in the *S,S*-disubstituted enone substrates. Unexpectedly, the aryl diazo compound, that is, ethyl diazophenylacetic acid ester (**2j**) reacted with **1a** to give a new enone **8** (80%) which was generated by carbene insertion into the vinyl C–S bond²² (eq 2). Neither of the two diazo compounds 2-diazo-1-phenyl-ethanone (**2k**) and 1-diazopropan-2-one (**2l**) could react with **2a** under the stated conditions, suggesting the necessity of an ester group in the diazo substrates (eq 3).

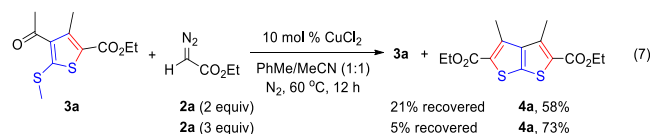
To demonstrate the applicability of the synthetic protocol, gram-scale preparation of the thiophene products **3a** (80%) and **3f** (76%) was performed by the reactions of **1a** and **1f** with **2a**, respectively (eq 4). 2-Arylthiophene-based functional



materials have been found to have broad applications in materials science.^{5c} Thus, derivatization of thiophenes **3a** and **3f** was conducted by palladium-catalyzed Liebeskind–Srogl

cross-coupling with phenylboronic acid, giving 5-phenylated tetrasubstituted thiophene derivatives **10a** and **10b** in 81–83% yields (eq 5). With *m*-chloroperoxybenzoic acid (*m*-CPBA) as the oxidant, the methylthio group in **3a** was readily oxidized to the corresponding sulfone **11** in 90% yield (eq 6), which may be used as a useful intermediate in organic synthesis.

Control experiments were performed to probe into the reaction mechanism. Under the standard conditions, thiophene **3a** reacted with two equivalents of diazo compound **2a** to give **4a** in 58% yield with compound **3a** partially recovered (21%), which suggests that **3a** is the possible intermediate to form thieno[2,3-*b*]thiophene **4a** (eq 7). Using 3 equiv of **2a** led to



4a in 73% yield with minor recovery of **3a** (5%). It was noted that compounds of type **4** could be observed as the minor products in some reactions to prepare compounds **3** and **5**. The reaction of **1a** with **2a** was conducted in the presence of two equivalents of 2,2,6,6-tetramethyl-1-piperidinyloxy (TEMPO) or 2,6-di-*tert*-butyl-4-methyl-phenyl (BHT) under the standard conditions. These radical scavengers did not inhibit the annulative coupling reaction, and **3a** was formed in 65–73% yields which were comparable to that (79%) obtained under the standard conditions, excluding a radical reaction pathway.

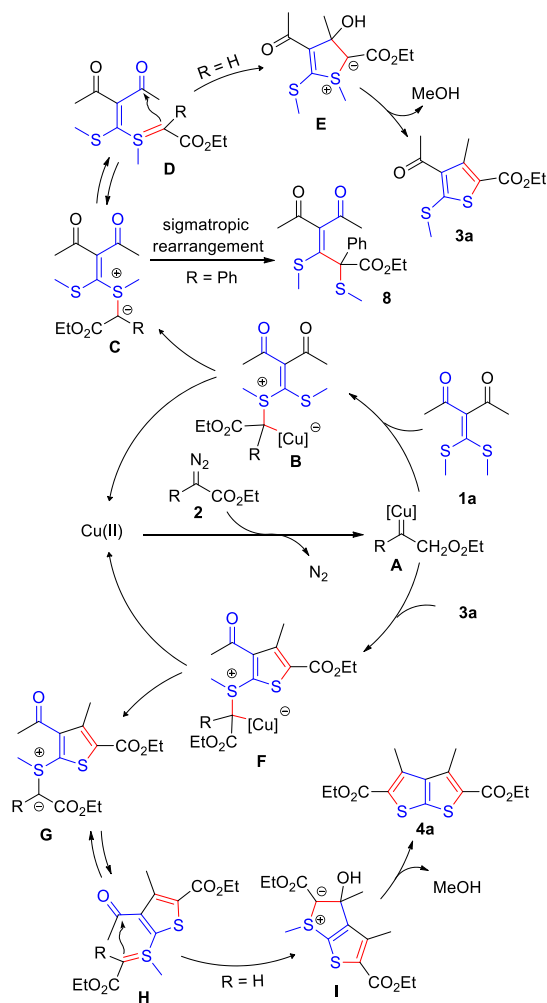
A plausible mechanism is proposed in Scheme 2. The initial reaction of the copper catalyst and diazo compound **2** generates Cu(II)–carbene species **A** which then forms an adduct (**B**) with *S,S*-disubstituted enone **1a**. Regeneration of the catalytically active Cu(II) species leads to sulfur ylide **C/D**. Subsequent intramolecular annulation produces intermediate **E** which rearranges to yield the target thiophene product **3a** through elimination of methanol. Under the stated conditions using large excess of the diazo compound (4 equiv), thiophene **3a** further interacts with Cu(II)–carbene species **A** to generate adduct **F** from which the catalytically active Cu(II) species is regenerated with the formation of sulfur ylide intermediate **G/H**. A similar intramolecular annulation proceeds to yield species **I**, an analogue of species **E**. Elimination of methanol results in thieno[2,3-*b*]thiophene **4a**. It is worth noting that compound **8** can be obtained through carbene insertion into the vinyl C–S bond of the *S,S*-disubstituted enone substrate when an aryl diazo compound is used.

In conclusion, we have developed a concise and efficient copper(II)-catalyzed annulative coupling protocol of *S,S*-disubstituted enones and diazo compounds toward the synthesis of fully substituted thiophenes and thieno[2,3-*b*]thiophenes. Because of easy manipulations, readily available reactants, excellent chemoselectivity, and mild reaction conditions, this work offers a promising method to construct highly functionalized thiophene motifs.

EXPERIMENTAL SECTION

General Considerations. The solvents were dried and distilled prior to use by the literature methods. ¹H and ¹³C{¹H} NMR spectra were recorded on a Bruker DRX-400 spectrometer, and all chemical shift values refer to δ_{TMS} = 0.00 ppm or CDCl₃ (δ(¹H), 7.26 ppm and δ(¹³C), 77.16 ppm). The HRMS (ESI) analysis was obtained on a Waters GC-TOF CA156 mass spectrometer. X-ray crystallographic

Scheme 2. Proposed Mechanism



analysis was achieved by the Analysis Center, Dalian Institute of Chemical Physics, Chinese Academy of Sciences. All chemical reagents were purchased from commercial sources and used as received unless otherwise indicated. The starting substrates **1a** and **1b**,^{23a} **1c** and **1d**,^{23b} **1e–1j**,^{23a} **1k**,^{23c} **1l–1z**,^{23a} **1z5** and **1z6**,^{23a} and diazo compounds **2a**,^{19d} **2b**,^{23d} **2c**,^{23e} **2d–2g**,^{19d} **2h** and **2i**,^{23f} **2j**,²² **2k** and **2l**,^{19d} were known and prepared by the literature procedures, and their spectroscopic features are in good agreement with those reported in the literatures.

Preparation of *S,S*-Disubstituted Enones (1).^{23a} *Typical Procedure for the Synthesis of *S,S*-Disubstituted Enones 1—Synthesis of 3-(bis(methylthio)methylene)pentane-2,4-dione (1a).* Iodomethane (1.6 g, 11 mmol) was added dropwise to a stirred mixture of acetylacetone (0.5 g, 5 mmol), K_2CO_3 (1.7 g, 12 mmol), and CS_2 (0.5 g, 6 mmol) in 10 mL DMF at 0 °C. The reaction was continued at 25 °C (oil bath) for 24 h. The resulting mixture was poured into 50 mL water and separated, and the aqueous phase was extracted with 10 mL CH_2Cl_2 . The combined organic phase was washed with H_2O (3×10 mL), dried over anhydrous $MgSO_4$, and filtered, and it evaporated all the volatiles under reduced pressure. The resultant residue was purified by silica gel column chromatography [eluent: petroleum ether (60–90 °C)/EtOAc = 20:1, v/v] to afford **1a** as a yellow solid (800 mg, 81%).

3-(bis(methylthio)methylene)-6-methylheptane-2,4-dione (1z1). Following the general procedure, compound **1z1** was obtained by column chromatography on silica gel [eluent: petroleum ether (60–90 °C)/EtOAc = 20:1, v/v]. 880 mg, 72% yield, yellow liquid. 1H NMR (400 MHz, $CDCl_3$): δ 2.50 (d, J = 6.7 Hz, 2H), 2.37 (s, 6H), 2.32 (s, 3H), 2.14 (m, 1H), 0.90 (d, J = 6.7 Hz, 6H). $^{13}C\{^1H\}$ NMR

(100 MHz, $CDCl_3$): δ 200.0, 197.3, 151.4, 145.3, 51.8, 30.6, 24.3, 22.5, and 18.1. HRMS (ESI-TOF) m/z : $[M + H]^+$ calcd for $C_{11}H_{19}O_2S_2$, 247.0826; found, 247.0826.

3-(bis(methylthio)methylene)octane-2,4-dione (1z2). Following the general procedure, compound **1z2** was obtained by column chromatography on silica gel [eluent: petroleum ether (60–90 °C)/EtOAc = 20:1, v/v]. 923 mg, 75% yield, yellow liquid. 1H NMR (400 MHz, $CDCl_3$): δ 2.59 (m, 2H), 2.35 (s, 6H), 2.29 (s, 3H), 1.55 (m, 2H), 1.34–1.23 (m, 2H), 0.84 (t, J = 7.3 Hz, 3H). $^{13}C\{^1H\}$ NMR (100 MHz, $CDCl_3$): δ 201.0, 196.8, 151.7, 144.9, 42.9, 30.4, 26.0, 22.1, 18.0, and 13.8. HRMS (ESI-TOF) m/z : $[M + H]^+$ calcd for $C_{11}H_{19}O_2S_2$, 247.0826; found, 247.0824.

2-(bis(methylthio)methylene)-1-cyclopropylbutane-1,3-dione (1z3). Following the general procedure, compound **1z3** was obtained by column chromatography on silica gel [eluent: petroleum ether (60–90 °C)/EtOAc = 20:1, v/v]. 861 mg, 75% yield, yellow liquid. 1H NMR (400 MHz, $CDCl_3$): δ 2.35 (s, 6H), 2.27 (s, 3H), 2.15 (m, 1H), 1.11 (m, 2H), 0.96 (m, 2H). $^{13}C\{^1H\}$ NMR (100 MHz, $CDCl_3$): δ 200.3, 196.5, 153.8, 144.0, 62.1, 30.4, 22.0, and 12.8. HRMS (ESI-TOF) m/z : $[M + H]^+$ calcd for $C_{10}H_{13}O_2S_2$, 231.0513; found, 231.0513.

2-(bis(methylthio)methylene)-1-cyclobutylbutane-1,3-dione (1z4). Following the general procedure, compound **1z4** was obtained by column chromatography on silica gel [eluent: petroleum ether (60–90 °C)/EtOAc = 20:1, v/v]. 842 mg, 69% yield, yellow liquid. 1H NMR (400 MHz, $CDCl_3$): δ 3.53 (m, 1H), 2.37 (m, 6H), 2.28 (s, 3H), 2.22 (m, 2H), 2.04 (m, 2H), 1.95–1.69 (m, 2H). $^{13}C\{^1H\}$ NMR (100 MHz, $CDCl_3$): δ 201.6, 197.1, 152.7, 143.9, 45.6, 30.5, 25.3, 18.1, and 17.7. HRMS (ESI-TOF) m/z : $[M + H]^+$ calcd for $C_{11}H_{17}O_2S_2$, 245.0670; found, 245.0671.

Synthesis of Thiophenes 3 and 5. *Typical Procedure for the Synthesis of Thiophenes 3 and 5—Synthesis of Ethyl 4-Acetyl-3-methyl-5-(methylthio)thiophene-2-carboxylate (3a).* A mixture of 3-(bis(methylthio)methylene)pentane-2,4-dione (**1a**) (61 mg, 0.3 mmol), ethyl diazoacetate (**2a**) (68 mg, 0.6 mmol), and $CuCl_2$ (4 mg, 0.03 mmol) in PhMe/MeCN (2 mL, v/v = 1:1) was stirred at 60 °C (oil bath) for 12 h under a N_2 atmosphere. After **1a** was completely consumed by thin-layer chromatography (TLC) monitoring on silica gel, all of the volatiles were evaporated under reduced pressure. The resultant residue was purified by silica gel column chromatography [eluent: petroleum ether (60–90 °C)/ethyl acetate = 50:1, v/v], affording **3a** (60 mg, 79%) as a pale yellow solid. mp 73–74 °C. 1H NMR (400 MHz, $CDCl_3$): δ 4.24 (q, J = 7.1 Hz, 2H), 2.64, 2.48, and 2.46 (s both, 3:3:3H), 1.29 (t, J = 7.1 Hz, 3H). $^{13}C\{^1H\}$ NMR (100 MHz, $CDCl_3$): δ 194.8, 161.7, 156.7, 146.0, 137.6, 124.4, 60.9, 31.2, 18.5, 15.8, and 14.3. HRMS (ESI-TOF) m/z : $[M + H]^+$ calcd for $C_{11}H_{14}O_3S_2$, 259.0463; found, 259.0463.

Ethyl 4-Acetyl-5-(ethylthio)-3-methylthiophene-2-carboxylate (3b). Following the general procedure, compound **3b** was obtained by column chromatography on silica gel [eluent: petroleum ether (60–90 °C)/EtOAc = 50:1, v/v]. 82 mg, 75%; yellow solid, mp 67–68 °C. 1H NMR (400 MHz, $CDCl_3$): δ 4.31 (q, J = 7.1 Hz, 2H), 3.00 (q, J = 7.4 Hz, 2H), 2.65 and 2.54 (s both, 3:3H), 1.37 (m, 6H). $^{13}C\{^1H\}$ NMR (100 MHz, $CDCl_3$): δ 196.2, 161.9, 151.8, 145.6, 137.6, 140.2, 125.5, 61.1, 31.6, 30.4, 15.7, 14.4, and 13.7. HRMS (ESI-TOF) m/z : $[M + H]^+$ calcd for $C_{12}H_{17}O_3S_2$, 273.0619; found, 273.0615.

Ethyl 4-Acetyl-5-(butylthio)-3-methylthiophene-2-carboxylate (3c). Following the general procedure, compound **3c** was obtained by column chromatography on silica gel [eluent: petroleum ether (60–90 °C)/EtOAc = 50:1, v/v]. 64 mg, 71%; yellow solid, mp 44–45 °C. 1H NMR (400 MHz, $CDCl_3$): δ 4.25 (q, J = 7.1 Hz, 2H), 2.93 (q, J = 7.4 Hz, 2H), 2.60 and 2.49 (s both, 3:3H), 1.66 (dt, J = 15.1, 7.4 Hz, 2H), 1.42 (dd, J = 14.9, 7.4 Hz, 2H), 1.30 (t, J = 7.1 Hz, 3H), 0.88 (t, J = 7.4 Hz, 3H). $^{13}C\{^1H\}$ NMR (100 MHz, $CDCl_3$): δ 196.1, 161.9, 152.4, 145.7, 140.0, 125.3, 61.1, 36.0, 31.6, 30.6, 22.1, 15.7, 14.5, and 13.7. HRMS (ESI-TOF) m/z : $[M + H]^+$ calcd for $C_{14}H_{21}O_3S_2$, 301.0932; found, 301.0932.

Ethyl 4-Acetyl-5-(benzylthio)-3-methylthiophene-2-carboxylate (3d). Following the general procedure, compound **3d** was obtained

by column chromatography on silica gel [eluent: petroleum ether (60–90 °C)/EtOAc = 50:1, v/v]. 75 mg, 75%; yellow solid, mp 46–47 °C. ¹H NMR (400 MHz, CDCl₃): δ 7.43–7.25 (m, 5H), 4.33 (q, *J* = 7.1 Hz, 2H), 4.18 (s, 2H), 2.66 and 2.49 (s both, 3:3H), 1.37 (t, *J* = 7.1 Hz, 3H). ¹³C{¹H} NMR (100 MHz, CDCl₃): δ 196.3, 161.9, 150.3, 145.3, 141.0, 135.4, 126.2, 129.3, 128.9, 128.0, 61.2, 41.3, 31.5, 15.7, and 14.5. HRMS (ESI-TOF) *m/z*: [M + H]⁺ calcd for C₁₇H₁₉O₃S₂, 335.0776; found, 335.0765.

2-Ethyl 4-Methyl 3-Methyl-5-(methylthio)thiophene-2,4-dicarboxylate (3e). Following the general procedure, compound 3e was obtained by column chromatography on silica gel [eluent: petroleum ether (60–90 °C)/EtOAc = 50:1, v/v]. 51 mg, 75%; yellow solid, mp 96–97 °C. ¹H NMR (400 MHz, CDCl₃): δ 4.25 (q, *J* = 7.1 Hz, 2H), 3.81, 2.66, and 2.51 (s both, 3:3:3H), 1.29 (t, *J* = 7.1 Hz, 3H). ¹³C{¹H} NMR (100 MHz, CDCl₃): δ 164.2, 161.8, 158.6, 148.6, 126.8, 123.8, 61.0, 51.6, 18.0, 15.6, and 14.4. HRMS (ESI-TOF) *m/z*: [M + H]⁺ calcd for C₁₁H₁₅O₄S₂, 275.0412; found, 275.0419.

Diethyl 3-Methyl-5-(methylthio)thiophene-2,4-dicarboxylate (3f). Following the general procedure, compound 3f was obtained by column chromatography on silica gel [eluent: petroleum ether (60–90 °C)/EtOAc = 50:1, v/v]. 65 mg, 75%; yellow solid, mp 88–89 °C. ¹H NMR (400 MHz, CDCl₃): δ 4.27 (m, 4H), 2.67, and 2.51 (s both, 3:3H), 1.31 (m, 6H). ¹³C{¹H} NMR (100 MHz, CDCl₃): δ 163.7, 161.8, 158.3, 148.7, 127.1, 123.8, 61.0, 60.9, 18.0, 15.6, 14.4, and 14.4. HRMS (ESI-TOF) *m/z*: [M + H]⁺ calcd for C₁₂H₁₇O₄S₂, 289.0568; found, 289.0568.

2-Ethyl 4-Isopropyl 3-Methyl-5-(methylthio)thiophene-2,4-dicarboxylate (3g). Following the general procedure, compound 3g was obtained by column chromatography on silica gel [eluent: petroleum ether (60–90 °C)/EtOAc = 50:1, v/v]. 70 mg, 77%; yellow solid, mp 77–78 °C. ¹H NMR (400 MHz, CDCl₃): δ 5.32–5.15 (m, 1H), 4.31 (q, *J* = 7.1 Hz, 2H), 2.74, and 2.58 (s both, 3:3H), 1.36 (m, 9H). ¹³C{¹H} NMR (100 MHz, CDCl₃): δ 163.3, 162.0, 158.0, 148.7, 127.5, 123.9, 68.9, 61.0, 22.2, 18.1, 15.7, and 14.5. HRMS (ESI-TOF) *m/z*: [M + H]⁺ calcd for C₁₃H₁₉O₄S₂, 303.0725; found, 303.0725.

4-tert-Butyl 2-Ethyl 3-Methyl-5-(methylthio)thiophene-2,4-dicarboxylate (3h). Following the general procedure, compound 3h was obtained by column chromatography on silica gel [eluent: petroleum ether (60–90 °C)/EtOAc = 50:1, v/v]. 68 mg, 72%; yellow solid, mp 86–87 °C. ¹H NMR (400 MHz, CDCl₃): δ 4.24 (q, *J* = 7.1 Hz, 2H), 2.65 and 2.50 (s both, 3:3H), 1.52 (s, 9H), 1.29 (t, *J* = 7.1 Hz, 3H). ¹³C{¹H} NMR (100 MHz, CDCl₃): δ 162.9, 161.9, 157.0, 148.6, 128.7, 123.7, 82.3, 60.9, 28.5, 18.0, 15.7, and 14.3. HRMS (ESI-TOF) *m/z*: [M + H]⁺ calcd for C₁₄H₂₁O₄S₂, 317.0881; found, 317.0875.

4-Benzyl 2-Ethyl 3-Methyl-5-(methylthio)thiophene-2,4-dicarboxylate (3i). Following the general procedure, compound 3i was obtained by column chromatography on silica gel [eluent: petroleum ether (60–90 °C)/EtOAc = 50:1, v/v]. 80 mg, 76%; yellow solid, mp 89–90 °C. ¹H NMR (400 MHz, CDCl₃): δ 6.37 (m, 2H), 6.33–6.21 (m, 3H), 4.27 (s, 2H), 3.23 (q, *J* = 7.1 Hz, 2H), 1.66 and 1.48 (s both, 3:3H), 0.28 (t, *J* = 7.1 Hz, 3H). ¹³C{¹H} NMR (100 MHz, CDCl₃): δ 163.5, 161.8, 158.9, 148.7, 135.8, 126.7, 123.9, 128.7, 128.5, 128.4, 66.7, 61.0, 18.1, 15.8, and 14.4. HRMS (ESI-TOF) *m/z*: [M + H]⁺ calcd for C₁₇H₁₉O₄S₂, 351.0725; found, 351.0724.

Ethyl 3-Methyl-5-(methylthio)-4-(phenylcarbamoyl)thiophene-2-carboxylate (3j). Following the general procedure, compound 3j was obtained by column chromatography on silica gel [eluent: petroleum ether (60–90 °C)/EtOAc = 50:1, v/v]. 81 mg, 80%; yellow solid, mp 99–100 °C. ¹H NMR (400 MHz, CDCl₃): δ 7.92 (br, 1H), 7.56 (m, 2H), 7.28 (m, 2H), 7.08 (m, 1H), 4.24 (q, *J* = 7.1 Hz, 2H), 2.52 and 2.49 (s both, 3:3H), 1.29 (t, *J* = 7.1 Hz, 3H). ¹³C{¹H} NMR (100 MHz, CDCl₃): δ 162.2, 161.9, 146.1, 145.9, 137.7, 136.6, 126.4, 129.2, 124.9, 120.1, 61.2, 19.2, 14.9, and 14.4. HRMS (ESI-TOF) *m/z*: [M + H]⁺ calcd for C₁₆H₁₈NO₃S₂, 336.0728; found, 336.0728.

Ethyl 4-(Diethylcarbamoyl)-3-methyl-5-(methylthio)thiophene-2-carboxylate (3k). Following the general procedure, compound 3k was obtained by column chromatography on silica gel [eluent: petroleum ether (60–90 °C)/EtOAc = 50:1, v/v]. 68 mg, 72%; yellow liquid. ¹H NMR (400 MHz, CDCl₃): δ 4.24 (q, *J* = 7.1 Hz,

2H), 3.51 (m, 2H), 3.21–3.00 (m, 2H), 2.47 and 2.34 (s both, 3:3H), 1.29 (t, *J* = 7.1 Hz, 3H), 1.19 (t, *J* = 7.1 Hz, 3H), 1.01 (t, *J* = 7.1 Hz, 3H). ¹³C{¹H} NMR (100 MHz, CDCl₃): δ 165.3, 161.8, 143.9, 140.4, 139.7, 127.2, 60.9, 42.8, 39.1, 19.5, 14.4, 14.4, and 12.9. HRMS (ESI-TOF) *m/z*: [M + H]⁺ calcd for C₁₄H₂₂NO₃S₂, 316.1041; found, 316.1041.

Diethyl 3-Ethyl-5-(methylthio)thiophene-2,4-dicarboxylate (3l). Following the general procedure, compound 3l was obtained by column chromatography on silica gel [eluent: petroleum ether (60–90 °C)/EtOAc = 50:1, v/v]. 70 mg, 77%; yellow solid, mp 74–75 °C. ¹H NMR (400 MHz, CDCl₃): δ 4.34 (m, 4H), 3.28 (q, *J* = 7.3 Hz, 2H), 2.58 (s, 3H), 1.38 (m, 6H), 1.18 (t, *J* = 7.4 Hz, 3H). ¹³C{¹H} NMR (100 MHz, CDCl₃): δ 163.6, 161.5, 158.6, 155.0, 126.6, 123.6, 61.0, 61.0, 22.2, 18.1, 15.0, 14.5, and 14.3. HRMS (ESI-TOF) *m/z*: [M + H]⁺ calcd for C₁₃H₁₉O₄S₂, 303.0725; found, 303.0725.

Diethyl 5-(Methylthio)-3-propylthiophene-2,4-dicarboxylate (3m). Following the general procedure, compound 3m was obtained by column chromatography on silica gel [eluent: petroleum ether (60–90 °C)/EtOAc = 50:1, v/v]. 72 mg, 76%; yellow solid, mp 70–71 °C. ¹H NMR (400 MHz, CDCl₃): δ 4.33 (m, 4H), 3.34–3.17 (m, 2H), 2.58 (s, 3H), 1.57 (m, 2H), 1.38 (m, 6H), 0.97 (t, *J* = 7.3 Hz, 3H). ¹³C{¹H} NMR (100 MHz, CDCl₃): δ 163.7, 161.7, 158.6, 153.5, 126.7, 123.9, 61.0, 61.0, 30.6, 24.2, 18.1, 14.4, and 14.4. HRMS (ESI-TOF) *m/z*: [M + H]⁺ calcd for C₁₄H₂₁O₄S₂ [M + H]⁺, 317.0881; found, 317.0881.

Diethyl 3-Cyclopropyl-5-(methylthio)thiophene-2,4-dicarboxylate (3n). Following the general procedure, compound 3n was obtained by column chromatography on silica gel [eluent: petroleum ether (60–90 °C)/EtOAc = 50:1, v/v]. 71 mg, 75%; yellow solid, mp 104–105 °C. ¹H NMR (400 MHz, CDCl₃): δ 4.34 (m, 4H), 2.56 (s, 3H), 2.05 (m, 1H), 1.37 (m, 6H), 1.05–0.94 (m, 4H), 0.51 (m, 2H). ¹³C{¹H} NMR (100 MHz, CDCl₃): δ 164.0, 161.2, 154.0, 151.7, 130.5, 127.8, 61.1, 18.2, 14.4, 14.4, 11.7, and 9.0. HRMS (ESI-TOF) *m/z*: [M + H]⁺ calcd for C₁₄H₁₉O₄S₂, 315.0725; found, 315.0726.

Diethyl 5-(Methylthio)-3-phenylthiophene-2,4-dicarboxylate (3o). Following the general procedure, compound 3o was obtained by column chromatography on silica gel [eluent: petroleum ether (60–90 °C)/EtOAc = 50:1, v/v]. 54 mg, 51%; yellow solid, mp 74–75 °C. ¹H NMR (400 MHz, CDCl₃): δ 7.45 (m, 3H), 7.19 (m, 2H), 4.11 (q, *J* = 7.1 Hz, 2H), 3.99 (q, *J* = 7.1 Hz, 2H), 2.65 (s, 3H), 1.09 (t, *J* = 7.1 Hz, 3H), 0.86 (t, *J* = 7.1 Hz, 3H). ¹³C{¹H} NMR (100 MHz, CDCl₃): δ 163.4, 161.1, 157.7, 149.7, 136.5, 127.6, 126.0, 128.7, 127.5, 127.3, 61.1, 60.6, 18.2, 14.0, and 13.6. HRMS (ESI-TOF) *m/z*: [M + H]⁺ calcd for C₁₇H₁₉O₄S₂, 351.0725; found, 351.0725.

Diethyl 5-(Methylthio)-3-(*p*-tolyl)thiophene-2,4-dicarboxylate (3p). Following the general procedure, compound 3p was obtained by column chromatography on silica gel [eluent: petroleum ether (60–90 °C)/EtOAc = 50:1, v/v]. 86 mg, 79%; yellow solid, mp 80–81 °C. ¹H NMR (400 MHz, CDCl₃): δ 7.16 (d, *J* = 7.9 Hz, 2H), 7.08 (d, *J* = 7.9 Hz, 2H), 4.13 (q, *J* = 7.1 Hz, 2H), 4.02 (q, *J* = 7.1 Hz, 2H), 2.65 and 2.38 (s both, 3:3H), 1.14 (t, *J* = 7.1 Hz, 3H), 0.92 (t, *J* = 7.1 Hz, 3H). ¹³C{¹H} NMR (100 MHz, CDCl₃): δ 163.4, 161.0, 157.2, 150.2, 137.1, 133.3, 127.8, 125.6, 128.5, 128.1, 61.0, 60.7, 21.5, 18.2, 14.1, and 13.6. HRMS (ESI-TOF) *m/z*: [M + H]⁺ calcd for C₁₈H₂₁O₄S₂, 365.0881; found, 365.0881.

Diethyl 3-(2-Methoxyphenyl)-5-(methylthio)thiophene-2,4-dicarboxylate (3q). Following the general procedure, compound 3q was obtained by column chromatography on silica gel [eluent: petroleum ether (60–90 °C)/EtOAc = 50:1, v/v]. 71 mg, 62%; yellow solid, mp 71–72 °C. ¹H NMR (400 MHz, CDCl₃): δ 7.35 (m, 1H), 7.09 (m, 1H), 7.03–6.83 (m, 2H), 4.14 (m, 2H), 4.09–3.97 (m, 2H), 3.74 and 2.68 (s both, 3:3H), 1.12 (t, *J* = 7.1 Hz, 3H), 0.91 (t, *J* = 7.1 Hz, 3H). ¹³C{¹H} NMR (100 MHz, CDCl₃): δ 163.4, 161.1, 157.3, 156.8, 146.2, 127.6, 126.1, 125.8, 130.1, 119.9, 110.3, 60.9, 60.4, 55.6, 18.1, 14.0, and 13.6. HRMS (ESI-TOF) *m/z*: [M + H]⁺ calcd for C₁₈H₂₁O₅S₂, 381.0830; found, 381.0830.

Diethyl 3-(3-Methoxyphenyl)-5-(methylthio)thiophene-2,4-dicarboxylate (3r). Following the general procedure, compound 3r was obtained by column chromatography on silica gel [eluent:

petroleum ether (60–90 °C)/EtOAc = 50:1, v/v]. 83 mg, 73%; yellow solid, mp 79–80 °C. $^1\text{H NMR}$ (400 MHz, CDCl_3): δ 7.28 (m, 1H), 6.91 (m, 1H), 6.81 (m, 1H), 6.76 (m, 1H), 4.14 (q, $J = 7.1$ Hz, 2H), 4.03 (q, $J = 7.1$ Hz, 2H), 3.81 and 2.67 (s both, 3:3H), 1.13 (t, $J = 7.1$ Hz, 3H), 0.92 (t, $J = 7.1$ Hz, 3H). $^{13}\text{C}\{^1\text{H}\}$ NMR (100 MHz, CDCl_3): δ 163.4, 161.0, 158.9, 157.6, 149.3, 137.7, 127.6, 126.0, 128.3, 121.3, 114.5, 113.1, 61.1, 60.6, 55.3, 18.2, 14.0, and 13.6. HRMS (ESI-TOF) m/z : $[\text{M} + \text{H}]^+$ calcd for $\text{C}_{18}\text{H}_{21}\text{O}_3\text{S}_2$, 381.0830; found, 381.0830.

Diethyl 3-(4-Methoxyphenyl)-5-(methylthio)thiophene-2,4-dicarboxylate (3s). Following the general procedure, compound 3s was obtained by column chromatography on silica gel [eluent: petroleum ether (60–90 °C)/EtOAc = 50:1, v/v]. 92 mg, 81%; yellow solid, mp 82–83 °C. $^1\text{H NMR}$ (400 MHz, CDCl_3): δ 7.20–7.06 (m, 2H), 6.94–6.83 (m, 2H), 4.14 (q, $J = 7.1$ Hz, 2H), 4.03 (q, $J = 7.1$ Hz, 2H), 3.83 and 2.64 (s both, 3:3H), 1.15 (t, $J = 7.1$ Hz, 3H), 0.95 (t, $J = 7.1$ Hz, 3H). $^{13}\text{C}\{^1\text{H}\}$ NMR (100 MHz, CDCl_3): δ 163.5, 161.1, 159.2, 157.1, 149.7, 128.5, 128.0, 125.8, 130.0, 112.9, 61.1, 60.7, 55.4, 18.2, 14.1, and 13.8. HRMS (ESI-TOF) m/z : $[\text{M} + \text{H}]^+$ calcd for $\text{C}_{18}\text{H}_{21}\text{O}_5\text{S}_2$, 381.0830; found, 381.0832.

Diethyl 3-(4-Fluorophenyl)-5-(methylthio)thiophene-2,4-dicarboxylate (3t). Following the general procedure, compound 3t was obtained by column chromatography on silica gel [eluent: petroleum ether (60–90 °C)/EtOAc = 50:1, v/v]. 50 mg, 45%; yellow solid, mp 59–60 °C. $^1\text{H NMR}$ (400 MHz, CDCl_3): δ 7.16 (m, 2H), 7.05 (m, 2H), 4.12 (q, $J = 7.1$ Hz, 2H), 4.02 (q, $J = 7.1$ Hz, 2H), 2.65 (s, 3H), 1.13 (t, $J = 7.1$ Hz, 3H), 0.93 (t, $J = 7.1$ Hz, 3H). $^{13}\text{C}\{^1\text{H}\}$ NMR (100 MHz, CDCl_3): δ 163.7, 162.2 (d, $J = 224.7$ Hz), 161.3, 158.1, 148.6, 132.4 (d, $J = 35.2$ Hz), 127.4, 126.2, 130.4 (d, $J = 81.4$ Hz), 114.3 (d, $J = 214.6$ Hz), 61.2, 60.7, 18.2, 14.1, and 13.7. HRMS (ESI-TOF) m/z : $[\text{M} + \text{H}]^+$ calcd for $\text{C}_{17}\text{H}_{18}\text{FO}_4\text{S}_2$, 369.0631; found, 369.0631.

Diethyl 3-(4-Chlorophenyl)-5-(methylthio)thiophene-2,4-dicarboxylate (3u). Following the general procedure, compound 3u was obtained by column chromatography on silica gel [eluent: petroleum ether (60–90 °C)/EtOAc = 50:1, v/v]. 65 mg, 56%; yellow liquid. $^1\text{H NMR}$ (400 MHz, CDCl_3): δ 7.16 and 7.05 (m each, 2:2H), 4.12 (q, $J = 7.1$ Hz, 2H), 4.02 (q, $J = 7.1$ Hz, 2H), 2.65 (s both, 3H), 1.13 (t, $J = 7.1$ Hz, 3H), 0.93 (t, $J = 7.1$ Hz, 3H). $^{13}\text{C}\{^1\text{H}\}$ NMR (100 MHz, CDCl_3): δ 163.1, 160.9, 158.4, 148.4, 135.5, 135.0, 133.5, 121.6, 130.5, 130.4, 130.1, 127.6, 61.2, 60.8, 18.2, 14.0, and 13.6. HRMS (ESI-TOF) m/z : $[\text{M} + \text{H}]^+$ calcd for $\text{C}_{17}\text{H}_{18}\text{ClO}_4\text{S}_2$, 385.0335; found, 385.0335.

Diethyl 3-(4-Bromophenyl)-5-(methylthio)thiophene-2,4-dicarboxylate (3v). Following the general procedure, compound 3v was obtained by column chromatography on silica gel [eluent: petroleum ether (60–90 °C)/EtOAc = 50:1, v/v]. 70 mg, 54%; yellow liquid. $^1\text{H NMR}$ (400 MHz, CDCl_3): δ 7.50 (m, 1H), 7.34 (m, 1H), 7.19–7.03 (m, 2H), 4.12 (q, $J = 7.1$ Hz, 2H), 4.02 (q, $J = 7.1$ Hz, 2H), 2.65 (s, 3H), 1.13 (t, $J = 7.1$ Hz, 3H), 0.93 (t, $J = 7.1$ Hz, 3H). $^{13}\text{C}\{^1\text{H}\}$ NMR (100 MHz, CDCl_3): δ 163.1, 160.9, 159.2, 158.4, 148.3, 135.5, 135.0, 133.5, 121.6, 130.5, 130.4, 130.1, 127.6, 61.2, 60.8, 18.2, 14.0, and 13.6. HRMS (ESI-TOF) m/z : $[\text{M} + \text{H}]^+$ calcd for $\text{C}_{17}\text{H}_{18}\text{BrO}_4\text{S}_2$, 428.9830; found, 428.9832.

Diethyl 5-(Methylthio)-3-(naphthalen-2-yl)thiophene-2,4-dicarboxylate (3x). Following the general procedure, compound 3x was obtained by column chromatography on silica gel [eluent: petroleum ether (60–90 °C)/EtOAc = 50:1, v/v]. 78 mg, 65%; yellow solid, mp 102–103 °C. $^1\text{H NMR}$ (400 MHz, CDCl_3): δ 7.85 (m, 3H), 7.68 (s, 1H), 7.58–7.44 (m, 2H), 7.38 (m, 1H), 4.10 (q, $J = 7.1$ Hz, 2H), 3.95 (q, $J = 7.1$ Hz, 2H), 2.70 (s, 3H), 1.02 (t, $J = 7.1$ Hz, 3H), 0.69 (t, $J = 7.1$ Hz, 3H). $^{13}\text{C}\{^1\text{H}\}$ NMR (100 MHz, CDCl_3): δ 163.4, 161.1, 157.8, 149.5, 134.0, 132.9, 132.8, 127.8, 126.2, 128.1, 127.8, 127.5, 127.3, 126.6, 126.0, 125.9, 61.1, 60.6, 18.2, 14.0, and 13.5. HRMS (ESI-TOF) m/z : $[\text{M} + \text{H}]^+$ calcd for $\text{C}_{21}\text{H}_{21}\text{O}_4\text{S}_2$, 401.0881; found, 401.0886.

Diethyl 3-(Furan-2-yl)-5-(methylthio)thiophene-2,4-dicarboxylate (3y). Following the general procedure, compound 3y was obtained by column chromatography on silica gel [eluent: petroleum ether (60–90 °C)/EtOAc = 50:1, v/v]. 73 mg, 71%; yellow solid, mp 78–79 °C. $^1\text{H NMR}$ (400 MHz, CDCl_3): δ 7.49 (m, 1H), 6.50 (m,

2H), 4.19 (m, 4H), 2.62 (s, 3H), 1.24 (t, $J = 7.1$ Hz, 3H), 1.12 (t, $J = 7.1$ Hz, 3H). $^{13}\text{C}\{^1\text{H}\}$ NMR (100 MHz, CDCl_3): δ 163.2, 160.6, 156.3, 146.1, 137.4, 128.3, 128.2, 142.0, 110.9, 110.9, 61.4, 61.0, 18.2, 14.2, and 14.1. HRMS (ESI-TOF) m/z : $[\text{M} + \text{H}]^+$ calcd for $\text{C}_{15}\text{H}_{17}\text{O}_5\text{S}_2$, 341.0517; found, 341.0517.

Diethyl 5'-(Methylthio)-[2,3'-bithiophene]-2',4'-dicarboxylate (3z). Following the general procedure, compound 3z was obtained by column chromatography on silica gel [eluent: petroleum ether (60–90 °C)/EtOAc = 50:1, v/v]. 80 mg, 75%; yellow solid, mp 86–87 °C. $^1\text{H NMR}$ (400 MHz, CDCl_3): δ 7.38 (dd, $J = 5.1, 1.0$ Hz, 1H), 7.03 (dd, $J = 5.0, 3.5$ Hz, 1H), 6.91 (dd, $J = 3.5, 1.0$ Hz, 1H), 4.17 (q, $J = 7.1$ Hz, 2H), 4.08 (q, $J = 7.1$ Hz, 2H), 2.64 (s, 3H), 1.17 (t, $J = 7.1$ Hz, 3H), 1.00 (t, $J = 7.1$ Hz, 3H). $^{13}\text{C}\{^1\text{H}\}$ NMR (100 MHz, CDCl_3): δ 163.2, 160.7, 157.1, 141.4, 135.7, 128.5, 128.2, 127.5, 126.3, 125.8, 61.3, 60.8, 18.1, 14.1, and 13.7. HRMS (ESI-TOF) m/z : $[\text{M} + \text{H}]^+$ calcd for $\text{C}_{15}\text{H}_{17}\text{O}_4\text{S}_3$, 357.0289; found, 357.0281.

Methyl 4-Acetyl-3-methyl-5-(methylthio)thiophene-2-carboxylate (5a). Following the general procedure, compound 5a was obtained by column chromatography on silica gel [eluent: petroleum ether (60–90 °C)/EtOAc = 50:1, v/v]. 60 mg, 82%; yellow solid, mp 114–115 °C. $^1\text{H NMR}$ (400 MHz, CDCl_3): δ 3.86, 2.74, 2.57, and 2.56 (s both, 3:3:3:3H). $^{13}\text{C}\{^1\text{H}\}$ NMR (100 MHz, CDCl_3): δ 195.0, 162.2, 157.1, 146.4, 137.7, 124.0, 52.0, 31.3, 18.6, and 16.0. HRMS (ESI-TOF) m/z : $[\text{M} + \text{H}]^+$ calcd for $\text{C}_{10}\text{H}_{13}\text{O}_3\text{S}_2$, 245.0306; found, 245.0301.

Propyl 4-Acetyl-3-methyl-5-(methylthio)thiophene-2-carboxylate (5b). Following the general procedure, compound 5b was obtained by column chromatography on silica gel [eluent: petroleum ether (60–90 °C)/EtOAc = 50:1, v/v]. 58 mg, 71%; yellow solid, mp 95–96 °C. $^1\text{H NMR}$ (400 MHz, CDCl_3): δ 4.22 (t, $J = 6.6$ Hz, 2H), 2.72, 2.56, and 2.54 (s both, 3:3:3:3H), 1.75 (dd, $J = 14.2, 7.0$ Hz, 2H), 1.00 (t, $J = 7.4$ Hz, 3H). $^{13}\text{C}\{^1\text{H}\}$ NMR (100 MHz, CDCl_3): δ 195.0, 162.0, 156.7, 146.0, 137.9, 124.6, 66.6, 31.3, 22.2, 18.6, 15.9, and 10.6. HRMS (ESI-TOF) m/z : $[\text{M} + \text{H}]^+$ calcd for $\text{C}_{12}\text{H}_{17}\text{O}_3\text{S}_2$, 273.0619; found, 273.0619.

Isopropyl 4-Acetyl-3-methyl-5-(methylthio)thiophene-2-carboxylate (5c). Following the general procedure, compound 5c was obtained by column chromatography on silica gel [eluent: petroleum ether (60–90 °C)/EtOAc = 50:1, v/v]. 61 mg, 75%; yellow solid, mp 95–96 °C. $^1\text{H NMR}$ (400 MHz, CDCl_3): δ 5.18 (m, 1H), 2.72, 2.57, 2.54, 1.35, and 1.33 (s both, 3:3:3:3:3H). $^{13}\text{C}\{^1\text{H}\}$ NMR (100 MHz, CDCl_3): δ 195.2, 161.6, 156.5, 145.9, 138.0, 125.2, 68.8, 31.4, 22.1, 18.7, and 16.0. HRMS (ESI-TOF) m/z : $[\text{M} + \text{H}]^+$ calcd for $\text{C}_{12}\text{H}_{17}\text{O}_3\text{S}_2$, 273.0619; found, 273.0619.

tert-Butyl 4-Acetyl-3-methyl-5-(methylthio)thiophene-2-carboxylate (5d). Following the general procedure, compound 5d was obtained by column chromatography on silica gel [eluent: petroleum ether (60–90 °C)/EtOAc = 50:1, v/v]. 62 mg, 72%; yellow solid, mp 117–118 °C. $^1\text{H NMR}$ (400 MHz, CDCl_3): δ 2.68, 2.55, and 2.53 (s both, 3:3:3H), 1.55 (s, 9H). $^{13}\text{C}\{^1\text{H}\}$ NMR (100 MHz, CDCl_3): δ 195.2, 161.3, 155.8, 145.2, 138.0, 126.4, 82.2, 31.4, 28.4, 18.7, and 15.9. HRMS (ESI-TOF) m/z : $[\text{M} + \text{H}]^+$ calcd for $\text{C}_{13}\text{H}_{19}\text{O}_3\text{S}_2$, 287.0776; found, 287.0778.

Benzyl 4-Acetyl-3-methyl-5-(methylthio)thiophene-2-carboxylate (5e). Following the general procedure, compound 5e was obtained by column chromatography on silica gel [eluent: petroleum ether (60–90 °C)/EtOAc = 50:1, v/v]. 75 mg, 78%; yellow solid, mp 82–83 °C. $^1\text{H NMR}$ (400 MHz, CDCl_3): δ 7.39 (m, 5H), 5.31 (s, 2H), 2.74, 2.56, and 2.55 (s both, 3:3:3H). $^{13}\text{C}\{^1\text{H}\}$ NMR (100 MHz, CDCl_3): δ 195.1, 161.7, 157.2, 146.7, 138.0, 135.9, 124.1, 128.8, 128.4, 128.2, 66.7, 31.4, 18.7, and 16.1. HRMS (ESI-TOF) m/z : $[\text{M} + \text{H}]^+$ calcd for $\text{C}_{16}\text{H}_{17}\text{O}_3\text{S}_2$, 321.0619; found, 321.0610.

4-Acetyl-3-methyl-5-(methylthio)thiophene-2-carbonitrile (5f). Following the general procedure, compound 5f was obtained by column chromatography on silica gel [eluent: petroleum ether (60–90 °C)/EtOAc = 50:1, v/v]. 46 mg, 72%; yellow solid, mp 110–111 °C. $^1\text{H NMR}$ (400 MHz, CDCl_3): δ 2.60, 2.58, and 2.55 (s both, 3:3:3H). $^{13}\text{C}\{^1\text{H}\}$ NMR (100 MHz, CDCl_3): δ 193.3, 159.8, 150.0, 135.0, 113.7, 103.6, 31.1, 18.9, and 17.8. HRMS (ESI-TOF) m/z : $[\text{M} + \text{H}]^+$ calcd for $\text{C}_9\text{H}_{10}\text{NOS}_2$, 212.0204; found, 212.0203.

Ethyl 5-Cyano-4-methyl-2-(methylthio)thiophene-3-carboxylate (5g). Following the general procedure, compound **5g** was obtained by column chromatography on silica gel [eluent: petroleum ether (60–90 °C)/EtOAc = 50:1, v/v]. 55 mg, 76%; yellow solid, mp 117–118 °C. ¹H NMR (400 MHz, CDCl₃): δ 4.35 (q, *J* = 7.1 Hz, 2H), 2.58, and 2.56 (s both, 3:3H), 1.38 (t, *J* = 7.1 Hz, 3H). ¹³C{¹H} NMR (100 MHz, CDCl₃): δ 162.7, 160.4, 152.3, 125.2, 113.7, 102.5, 61.3, 18.2, 17.4, and 14.4. HRMS (ESI-TOF) *m/z*: [M + H]⁺ calcd for C₁₀H₁₂NO₂S₂, 242.0309; found, 242.0309.

Synthesis of Thieno[2,3-*b*]thiophenes 4. Typical Procedure for the Synthesis of Thieno[2,3-*b*]thiophenes 4—Synthesis of Diethyl 3,4-Dimethylthieno[2,3-*b*]thiophene-2,5-dicarboxylate (4a). A mixture of 3-(bis(methylthio)methylene)pentane-2,4-dione (**1a**) (61 mg, 0.3 mmol), ethyl diazoacetate (**2a**) (136 mg, 1.2 mmol), CuCl₂ (4 mg, 0.03 mmol) in PhMe/MeCN (2 mL, v/v = 1:1) was stirred at 60 °C (oil bath) for 12 h under a N₂ atmosphere. After **1a** was completely consumed by TLC monitoring on silica gel, all of the volatiles were evaporated under reduced pressure. The resultant residue was purified by silica gel column chromatography [eluent: petroleum ether (60–90 °C)/ethyl acetate = 50:1, v/v], affording **4a** (80 mg, 85%) as a pale yellow solid. mp 134–135 °C. ¹H NMR (400 MHz, CDCl₃): δ 4.35 (q, *J* = 7.1 Hz, 4H), 2.87 (s, 6H), 1.39 (t, *J* = 7.1 Hz, 6H). ¹³C{¹H} NMR (100 MHz, CDCl₃): δ 162.7, 147.6, 145.1, 141.0, 129.9, 61.2, 14.5, and 14.5. HRMS (ESI-TOF) *m/z*: [M + H]⁺ calcd for C₁₄H₁₇O₄S₂, 313.0568; found, 313.0575.

Diethyl 3-Isobutyl-4-methylthieno[2,3-*b*]thiophene-2,5-dicarboxylate (4b). Following the general procedure, compound **4b** was obtained by column chromatography on silica gel [eluent: petroleum ether (60–90 °C)/EtOAc = 50:1, v/v]. 83 mg, 78%; yellow solid, mp 121–122 °C. ¹H NMR (400 MHz, CDCl₃): δ 4.31 (q, *J* = 7.1 Hz, 4H), 3.21 (d, *J* = 7.2 Hz, 2H), 2.79 (s, 3H), 1.89 (m, 1H), 1.35 (m, 6H), 0.93 (d, *J* = 6.7 Hz, 6H). ¹³C{¹H} NMR (100 MHz, CDCl₃): δ 162.3, 162.2, 146.9, 145.3, 145.0, 140.5, 130.3, 129.9, 61.2, 60.9, 35.2, 30.8, 22.0, 14.3, 14.3, 14.1, and 14.0. HRMS (ESI-TOF) *m/z*: [M + H]⁺ calcd for C₁₇H₂₃O₄S₂, 355.1038; found, 355.1040.

Diethyl 3-Butyl-4-methylthieno[2,3-*b*]thiophene-2,5-dicarboxylate (4c). Following the general procedure, compound **4c** was obtained by column chromatography on silica gel [eluent: petroleum ether (60–90 °C)/EtOAc = 50:1, v/v]. 73 mg, 78%; yellow solid, mp 108–109 °C. ¹H NMR (400 MHz, CDCl₃): δ 4.32 (q, *J* = 7.1 Hz, 4H), 3.33–3.16 (m, 2H), 2.81 (s, 3H), 1.65–1.53 (m, 2H), 1.46 (m, 2H), 1.37 (t, *J* = 7.2 Hz, 6H), 0.95 (t, *J* = 7.3 Hz, 3H). ¹³C{¹H} NMR (100 MHz, CDCl₃): δ 162.4, 162.1, 146.7, 146.1, 145.4, 140.4, 129.8, 129.6, 61.0, 61.0, 33.3, 27.3, 22.9, 14.2, 13.8, and 13.8. HRMS (ESI-TOF) *m/z*: [M + H]⁺ calcd for C₁₇H₂₃O₄S₂, 355.1038; found, 355.1038.

Diethyl 3-Cyclopropyl-4-methylthieno[2,3-*b*]thiophene-2,5-dicarboxylate (4d). Following the general procedure, compound **4d** was obtained by column chromatography on silica gel [eluent: petroleum ether (60–90 °C)/EtOAc = 50:1, v/v]. 77 mg, 76%; yellow solid, mp 111–112 °C. ¹H NMR (400 MHz, CDCl₃): δ 4.34 (m, 4H), 2.94 (s, 3H), 2.01 (m, 1H), 1.37 (m, 6H), 1.15 (m, 2H), 0.68 (m, 2H). ¹³C{¹H} NMR (100 MHz, CDCl₃): δ 162.7, 161.9, 148.6, 144.9, 144.4, 141.3, 133.4, 129.9, 61.3, 61.1, 15.1, 14.4, 14.4, 10.1, and 10.0. HRMS (ESI-TOF) *m/z*: [M + H]⁺ calcd for C₁₆H₁₉O₄S₂, 339.0725; found, 339.0727.

Diethyl 3-Cyclobutyl-4-methylthieno[2,3-*b*]thiophene-2,5-dicarboxylate (4e). Following the general procedure, compound **4e** was obtained by column chromatography on silica gel [eluent: petroleum ether (60–90 °C)/EtOAc = 50:1, v/v]. 82 mg, 78%; yellow solid, mp 114–115 °C. ¹H NMR (400 MHz, CDCl₃): δ 4.51 (m, 1H), 4.34 (m, 4H), 2.89 (s, 3H), 2.72–2.56 (m, 2H), 2.41–2.27 (m, 2H), 2.12–1.89 (m, 2H), 1.38 (m both, 6H). ¹³C{¹H} NMR (100 MHz, CDCl₃): δ 162.6, 162.4, 147.6, 147.2, 144.7, 140.8, 131.0, 129.9, 61.5, 61.1, 33.9, 29.3, 17.8, 15.5, 14.4, and 14.3. HRMS (ESI-TOF) *m/z*: [M + H]⁺ calcd for C₁₇H₂₁O₄S₂, 353.0881; found, 353.0888.

Diethyl 3-Methyl-4-phenylthieno[2,3-*b*]thiophene-2,5-dicarboxylate (4f). Following the general procedure, compound **4f** was obtained by column chromatography on silica gel [eluent: petroleum ether (60–90 °C)/EtOAc = 50:1, v/v]. 90 mg, 80%; yellow solid, mp 111–112 °C. ¹H NMR (400 MHz, CDCl₃): δ 7.35 (m, 3H), 7.21 (m,

2H), 4.24 (q, *J* = 7.1 Hz, 2H), 4.06 (q, *J* = 7.1 Hz, 2H), 2.02 (s, 3H), 1.27 (t, *J* = 7.1 Hz, 3H), 1.02 (t, *J* = 7.1 Hz, 3H). ¹³C{¹H} NMR (100 MHz, CDCl₃): δ 162.5, 161.8, 146.9, 144.8, 143.0, 141.2, 134.8, 132.1, 130.4, 129.1, 128.2, 128.0, 61.2, 14.4, 14.1, and 14.0. HRMS (ESI-TOF) *m/z*: [M + H]⁺ calcd for C₁₉H₁₉O₄S₂, 375.0725; found, 375.0725.

Diethyl 3,4-Diphenylthieno[2,3-*b*]thiophene-2,5-dicarboxylate (4g). Following the general procedure, compound **4g** was obtained by column chromatography on silica gel [eluent: petroleum ether (60–90 °C)/EtOAc = 50:1, v/v]. 109 mg, 83%; yellow solid, mp 207–208 °C. ¹H NMR (400 MHz, CDCl₃): δ 6.96 (m, 2H), 6.86 (m, 2H), 6.76 (m, 4H), 4.07 (q, *J* = 7.1 Hz, 4H), 1.03 (t, *J* = 7.1 Hz, 6H). ¹³C{¹H} NMR (100 MHz, CDCl₃): δ 161.7, 145.9, 144.9, 143.4, 133.0, 132.2, 129.2, 127.2, 127.0, 61.2, and 14.0. HRMS (ESI-TOF) *m/z*: [M + H]⁺ calcd for C₂₄H₂₁O₄S₂, 437.0881; found, 437.0878.

Carbene Insertion into the C–S Bond. Typical Procedure for the Preparation of Ethyl 4-Acetyl-2,3-bis(methylthio)-5-oxo-2-phenylhex-3-enoate (8). A mixture of 3-(bis(methylthio)methylene)pentane-2,4-dione (**1a**) (61 mg, 0.3 mmol), ethyl 2-diazo-2-phenylacetate (**2j**) (114 mg, 0.6 mmol), and CuCl₂ (4 mg, 0.03 mmol) in PhMe/MeCN (2 mL, v/v = 1:1) was stirred at 60 °C (oil bath) for 12 h under a N₂ atmosphere. After **1a** was completely consumed by TLC monitoring on silica gel, all of the volatiles were evaporated under reduced pressure. The resultant residue was purified by silica gel column chromatography [eluent: petroleum ether (60–90 °C)/ethyl acetate = 50:1, v/v], affording **8** (88 mg, 80%) as a white solid. mp 109–110 °C. ¹H NMR (400 MHz, CDCl₃): δ 7.64 and 7.33 (m each, 2:3H), 4.30–4.11 (m, 2H), 2.67, 2.14, 2.07, and 2.03 (s both, 3:3:3:3H), 1.27 (t, *J* = 7.1 Hz, 3H). ¹³C{¹H} NMR (100 MHz, CDCl₃): δ 200.0, 197.5, 168.8, 152.5, 145.5, 137.3, 129.8, 127.9, 65.8, 62.1, 30.5, 29.9, 22.4, 15.5, and 14.0. HRMS (ESI-TOF) *m/z*: [M + H]⁺ calcd for C₁₈H₂₃O₄S₂, 367.1038; found, 367.1038.

Gram-Scale Synthesis of 3a. Typical Procedure for the Gram-Scale Synthesis of Ethyl 4-Acetyl-3-methyl-5-(methylthio)thiophene-2-carboxylate (3a). Under a nitrogen atmosphere, a mixture of **1a** (1.22 g, 6 mmol), ethyl diazoacetate (**2a**) (1.36 g, 12 mmol), CuCl₂ (80 mg, 0.6 mmol) in PhMe/MeCN (40 mL, v/v = 1:1) was stirred at 60 °C (oil bath) for 12 h. After cooled to ambient temperature, CH₂Cl₂ (10 mL) was added, and the resultant mixture was filtered through a short pad of Celite, followed by rinsing with 10 mL CH₂Cl₂. The filtrate evaporated all the volatiles under reduced pressure. The resulting residue was purified by silica gel column chromatography [eluent: petroleum ether (60–90 °C)/ethyl acetate = 50:1, v/v] to afford **3a** as a yellow solid (1.24 g, 80%).

Derivatization of Compounds 3. Typical Procedure for the Reaction of 3 with Phenylboronic Acid—Synthesis of Ethyl 4-Acetyl-3-methyl-5-phenylthiophene-2-carboxylate (10a). Under a nitrogen atmosphere, a mixture of **3a** (78 mg, 0.3 mmol), phenylboronic acid (78 mg, 0.60 mmol), Pd(PPh₃)₄ (26 mg, 0.022 mmol), CuI (114 mg, 0.60 mmol), and Cs₂CO₃ (196 mg, 0.60 mmol) in 2 mL of 1,4-dioxane was stirred at 80 °C (oil bath) for 24 h. After cooled to ambient temperature, CH₂Cl₂ (10 mL) was added, and the resultant mixture was filtered through a short pad of Celite, followed by rinsing with 10 mL CH₂Cl₂. The filtrate evaporated all the volatiles under reduced pressure. The resulting residue was purified by silica gel column chromatography [eluent: petroleum ether (60–90 °C)/ethyl acetate = 50:1, v/v] to afford **10a** as a yellow solid (70 mg, 81%). mp 53–54 °C. ¹H NMR (400 MHz, CDCl₃): δ 7.47–7.28 (m, 5H), 4.28 (q, *J* = 7.1 Hz, 2H), 2.48 and 2.01 (s both, 3:3H), 1.30 (t, *J* = 7.1 Hz, 3H). ¹³C{¹H} NMR (100 MHz, CDCl₃): δ 200.8, 162.5, 148.7, 145.1, 141.5, 133.0, 129.6, 129.2, 129.0, 127.2, 61.1, 31.9, 14.6, and 14.5. HRMS (ESI-TOF) *m/z*: [M + H]⁺ calcd for C₁₆H₁₇O₃S, 289.0898; found, 289.0895.

Diethyl 3-Methyl-5-phenylthiophene-2,4-dicarboxylate (10b). Following the general procedure, compound **10b** was obtained by column chromatography on silica gel [eluent: petroleum ether (60–90 °C)/EtOAc = 50:1, v/v]. 79 mg, 83%; yellow solid, mp 64–65 °C. ¹H NMR (400 MHz, CDCl₃): δ 7.44–7.28 (m, 5H), 4.28 (q, *J* = 7.1 Hz, 2H), 4.10 (q, *J* = 7.1 Hz, 2H), 2.59 (s, 3H), 1.30 (t, *J* = 7.1 Hz, 3H), 1.00 (t, *J* = 7.1 Hz, 3H). ¹³C{¹H} NMR (100 MHz, CDCl₃): δ

164.9, 162.3, 151.0, 146.0, 133.2, 131.9, 129.0, 128.8, 128.4, 126.8, 61.0, 61.0, 14.7, 14.3, and 13.7. HRMS (ESI-TOF) m/z : $[M + H]^+$ calcd for $C_{17}H_{19}O_4S$, 319.1004; found, 319.1006.

Typical Procedure for the Synthesis of Ethyl 4-Acetyl-3-methyl-5-(methylsulfonyl)thiophene-2-carboxylate (11). A mixture of **3a** (78 mg, 0.3 mmol) and *m*-CPBA (156 mg, 0.9 mmol) in 3 mL of CH_2Cl_2 was stirred at room temperature for 1 h. The resulting mixture was poured into 10 mL saturated aqueous Na_2CO_3 and extracted with dichloromethane (3×5 mL). The combined organic phase was washed with water (2×5 mL), dried over anhydrous Na_2SO_4 , and filtered, and it evaporated all the volatiles under reduced pressure. The resultant residue was purified by silica gel column chromatography [eluent: petroleum ether (60–90 °C)/EtOAc = 5/1, v/v] to afford **11** (78 mg, 90%) as a yellow solid. mp 81–82 °C. 1H NMR (400 MHz, DMSO- d_6): δ 4.34 (q, $J = 7.1$ Hz, 2H), 3.41, 2.55, and 2.44 (s both, 3:3:3H), 1.32 (t, $J = 7.1$ Hz, 3H). $^{13}C\{^1H\}$ NMR (100 MHz, DMSO- d_6): δ 200.4, 161.1, 148.4, 142.7, 141.1, 133.2, 62.3, 46.2, 32.4, 14.4, and 14.4. HRMS (ESI-TOF) m/z : $[M + H]^+$ calcd for $C_{17}H_{19}O_4S_2$, 291.0361; found, 291.0360.

Control Experiments. TEMPO or BHT-Trapping Radical Experiments. Under a nitrogen atmosphere, a mixture of 3-(bis-(methylthio)methylene)pentane-2,4-dione (**1a**) (61 mg, 0.3 mmol), ethyl diazoacetate (**2a**) (68 mg, 0.6 mmol), $CuCl_2$ (4 mg, 0.03 mmol), and TEMPO or BHT (0.6 mmol) in PhMe/MeCN (2 mL, v/v = 1:1) was stirred at 60 °C (oil bath) for 12 h. In a fashion similar to the synthesis of compound **3a**, the reaction mixture was worked up to give **3a** in 65 and 73% yields, respectively. These radical-trapping reagents did not obviously inhibit the annulation reaction, which excludes a radical pathway.

Synthesis of 4a from 3a. A mixture of ethyl 4-acetyl-3-methyl-5-phenylthiophene-2-carboxylate (**3a**) (61 mg, 0.3 mmol), ethyl diazoacetate (**2a**) (68 mg, 0.6 mmol), $CuCl_2$ (4 mg, 0.03 mmol) in PhMe/MeCN (2 mL, v/v = 1:1) was stirred at 60 °C (oil bath) for 12 h under a nitrogen atmosphere. All of the volatiles were evaporated under reduced pressure. The resultant residue was purified by silica gel column chromatography [eluent: petroleum ether (60–90 °C)/ethyl acetate = 50:1, v/v], affording **4a** (50 mg, 58%) as a pale yellow solid and a portion of **3a** (13 mg, 21%) was recovered.

■ ASSOCIATED CONTENT

Supporting Information

The Supporting Information is available free of charge at <https://pubs.acs.org/doi/10.1021/acs.joc.9b02982>.

NMR spectra of the substrates and products (PDF)

X-ray single crystal crystallographic data for compound **3a** (CIF)

■ AUTHOR INFORMATION

Corresponding Authors

*E-mail: zkyu@dicp.ac.cn (Z.K.Y.).

*E-mail: ygzhou@dicp.ac.cn (Y.-G.Z.).

ORCID

Yuan He: 0000-0001-6600-8433

Jiang Lou: 0000-0002-5653-1359

Ping Wu: 0000-0003-2650-9043

Yong-Gui Zhou: 0000-0002-3321-5521

Zhengkun Yu: 0000-0002-9908-0017

Notes

The authors declare no competing financial interest.

■ ACKNOWLEDGMENTS

We are grateful to the National Natural Science Foundation of China (21672209 and 21871253) and the National Basic Research Program of China (2015CB856600) for support of our research.

■ REFERENCES

- (1) (a) Bozorov, K.; Nie, L. F.; Zhao, J.; Aisa, H. A. 2-Aminothiophene Scaffolds: Diverse Biological and Pharmacological Attributes in Medicinal Chemistry. *Eur. J. Med. Chem.* **2017**, *140*, 465–493. (b) Keri, R. S.; Chand, K.; Budagumpi, S.; Balappa Somappa, S.; Patil, S. A.; Nagaraja, B. M. An Overview of Benzo[*b*]thiophene-Based Medicinal Chemistry. *Eur. J. Med. Chem.* **2017**, *138*, 1002–1033.
- (2) Taylor, R. D.; MacCoss, M.; Lawson, A. D. G. Rings in Drugs. *J. Med. Chem.* **2014**, *57*, 5845–5859.
- (3) (a) Iyoda, M.; Shimizu, H. Multifunctional π -Expanded Oligothiophene Macrocycles. *Chem. Soc. Rev.* **2015**, *44*, 6411–6424. (b) Rasmussen, S. C.; Evenson, S. J.; McCausland, C. B. Fluorescent Thiophene-Based Materials and Their Outlook for Emissive Applications. *Chem. Commun.* **2015**, *51*, 4528–4543. (c) Wang, C.; Dong, H.; Hu, W.; Liu, Y.; Zhu, D. Semiconducting π -Conjugated Systems in Field-Effect Transistors: A Material Odyssey of Organic Electronics. *Chem. Rev.* **2012**, *112*, 2208–2267.
- (4) (a) Belo, D.; Almeida, M. Transition Metal Complexes Based on Thiophene-Dithiolenes Ligands. *Coord. Chem. Rev.* **2010**, *254*, 1479–1492. (b) Angelici, R. J. Thiophenes in Organotransition Metal Chemistry: Patterns of Reactivity. *Organometallics* **2001**, *20*, 1259–1275.
- (5) (a) Han, T.; Wang, Y.; Li, H.-L.; Luo, X.; Deng, W.-P. Synthesis of Polysubstituted 3-Aminothiophenes from Thioamides and Allenes via Tandem Thio-Michael Addition/Oxidative Annulation and 1,2-Sulfur Migration. *J. Org. Chem.* **2018**, *83*, 1538–1542. (b) Huang, J.-J.; Wu, X.-W.; Jia, J.-M.; Guo, X.-K.; Xue, X.; Jiang, Z.-Y.; Zhang, S.-L.; Zhang, X.-J.; Sun, H.-P.; You, Q.-D. Novel IKK β Inhibitors Discovery Based on the Co-crystal Structure by Using Binding-Conformation-Based and Ligand-Based Method. *Eur. J. Med. Chem.* **2013**, *63*, 269–278. (c) Han, T.; Luo, X. Thio-Michael Addition of Thioamides and Allenes for the Selective Construction of Polysubstituted 2-Arylthiophenes via TBAI/H₂O₂ Promoted Tandem Oxidative Annulation and 1,2-Sulfur Migration. *Org. Biomol. Chem.* **2018**, *16*, 8253–8257. (d) Cornel, A.; Kirsch, G. Efficient One Pot Preparation of Various Substituted Thieno[2,3-*b*]thiophene. *J. Heterocycl. Chem.* **2001**, *38*, 1167–1171. (e) Hassanpour, A.; De Carufel, C. A.; Bourgault, S.; Forgione, P. Synthesis of 2,5-Diaryl-Substituted Thiophenes as Helical Mimetics: Towards the Modulation of Islet Amyloid Polypeptide (IAPP) Amyloid Fibril Formation and Cytotoxicity. *Chem.—Eur. J.* **2014**, *20*, 2522–2528.
- (6) Song, C.; Yi, H.; Dou, B.; Li, Y.; Singh, A. K.; Lei, A. Visible-Light-Mediated C2-Amination of Thiophenes by Using DDQ as An Organophotocatalyst. *Chem. Commun.* **2017**, *53*, 3689–3692.
- (7) Beletskaya, I. P.; Ananikov, V. P. Transition-Metal-Catalyzed C–S, C–Se, and C–Te Bond Formation via Cross-Coupling and Atom-Economic Addition Reactions. *Chem. Rev.* **2011**, *111*, 1596–1636.
- (8) Nicolaou, K. C.; Skokotas, G.; Furuya, S.; Suemune, H.; Nicolaou, D. C.; Golfomycin, A. A Novel Designed Molecule with DNA-Cleaving Properties and Antitumor Activity. *Angew. Chem., Int. Ed.* **1990**, *29*, 1064–1067.
- (9) Gütschow, M.; Kuerschner, L.; Neumann, U.; Pietsch, M.; Löser, R.; Koglin, N.; Eger, K. 2-(Diethylamino)thieno[1,3]oxazin-4-ones as Stable Inhibitors of Human Leukocyte Elastase. *J. Med. Chem.* **1999**, *42*, 5437–5447.
- (10) (a) Sonpatki, V. M.; Herbert, M. R.; Sandvoss, L. M.; Seed, A. J. Troublesome Alkoxythiophenes. A Highly Efficient Synthesis via Cyclization of γ -Keto Esters. *J. Org. Chem.* **2001**, *66*, 7283–7286. (b) Kiryanov, A. A.; Sampson, P.; Seed, A. J. Synthesis of 2-Alkoxy-Substituted Thiophenes, 1,3-Thiazoles, and Related S-Heterocycles via Lawesson's Reagent-Mediated Cyclization under Microwave Irradiation: Applications for Liquid Crystal Synthesis. *J. Org. Chem.* **2001**, *66*, 7925–7929.
- (11) Miyahara, Y.; Inazu, T.; Yoshino, T. Synthesis and Conformational Properties of [n.1.1]Paracyclo(2,5)thiophenopara-cyclophanes. *J. Org. Chem.* **1984**, *49*, 1177–1182.
- (12) (a) Pan, L.; Bi, X.; Liu, Q. Recent Developments of Ketene Dithioacetal Chemistry. *Chem. Soc. Rev.* **2013**, *42*, 1251–1286.

(b) Wang, L.; He, W.; Yu, Z. Transition-Metal Mediated Carbon-Sulfur Bond Activation and Transformations. *Chem. Soc. Rev.* **2013**, *42*, 599–621.

(13) (a) El-Shafei, A. K.; Abdel-Ghany, H. A.; Sultan, A. A.; El-Saghier, A. M. M. Synthesis of Thieno(2,3-*b*)thiophenes and Related Structures. *Phosphorus, Sulfur, Silicon Relat. Elem.* **1992**, *73*, 15–25. (b) Dalgaard, L.; Jensen, L.; Lawesson, S.-O. Synthesis, Rearrangements, and Fragmentation of Ketene Mercaptals Derived from Ketones or β -Diketones and Carbon Disulphide. *Tetrahedron* **1974**, *30*, 93–104.

(14) Ford, A.; Miel, H.; Ring, A.; Slattery, C. N.; Maguire, A. R.; McKerver, M. A. Modern Organic Synthesis with α -Diazocarbonyl Compounds. *Chem. Rev.* **2015**, *115*, 9981–10080.

(15) (a) Xia, Y.; Qiu, D.; Wang, J. Transition-Metal-Catalyzed Cross-Couplings through Carbene Migratory Insertion. *Chem. Rev.* **2017**, *117*, 13810–13889. (b) Davies, H. M. L.; Morton, D. Guiding Principles for Site Selective and Stereoselective Intermolecular C–H Functionalization by Donor/Acceptor Rhodium Carbenes. *Chem. Soc. Rev.* **2011**, *40*, 1857–1869. (c) Doyle, M. P.; Duffy, R.; Ratnikov, M.; Zhou, L. Catalytic Carbene Insertion into C–H Bonds. *Chem. Rev.* **2010**, *110*, 704–724.

(16) Cheng, Q.-Q.; Deng, Y.; Lankelma, M.; Doyle, M. P. Cycloaddition Reactions of Enoldiazo Compounds. *Chem. Soc. Rev.* **2017**, *46*, 5425–5443.

(17) (a) Kaur, T.; Wadhwa, P.; Bagchi, S.; Sharma, A. Isocyanide Based [4+1] Cycloaddition Reactions: An Indispensable Tool in Multi-Component Reactions (MCRs). *Chem. Commun.* **2016**, *52*, 6958–6976. (b) Chen, J.-R.; Hu, X.-Q.; Lu, L.-Q.; Xiao, W.-J. Formal [4+1] Annulation Reactions in the Synthesis of Carbocyclic and Heterocyclic Systems. *Chem. Rev.* **2015**, *115*, 5301–5365.

(18) (a) Zhang, Z.; Yu, W.; Wu, C.; Wang, C.; Zhang, Y.; Wang, J. Reaction of Diazo Compounds with Difluorocarbene: An Efficient Approach towards 1,1-Difluoroolefins. *Angew. Chem., Int. Ed.* **2016**, *55*, 273–277. (b) Sun, R.; Du, Y.; Tian, C.; Li, L.; Wang, H.; Zhao, Y.-L. Copper(II)-Catalyzed Domino Reaction of the Acyclic Ketene-(*S,S*)-Acetals with Diazo Compounds: Convenient Synthesis of Poly-substituted Thiophenes. *Adv. Synth. Catal.* **2019**, *361*, 5684–5689.

(19) (a) Huang, F.; Wu, P.; Wang, L.; Chen, J.; Sun, C.; Yu, Z. Copper-Mediated Intramolecular Oxidative C–H/C–H Cross-Coupling of α -Oxo Ketene *N,S*-Acetals for Indole Synthesis. *J. Org. Chem.* **2014**, *79*, 10553–10560. (b) Huang, F.; Wu, P.; Wang, L.; Chen, J.; Sun, C.; Yu, Z. Copper-Mediated Intramolecular Oxidative C–H/N–H Cross-Coupling of α -Alkenoyl Ketene *N,S*-acetals to Synthesize Pyrrolone Derivatives. *Chem. Commun.* **2014**, *50*, 12479–12481. (c) Huang, F.; Liu, Z.; Wang, Q.; Lou, J.; Yu, Z. Copper-Catalyzed Formal Carbene Migratory Insertion into Internal Olefinic C=C Bonds with *N*-Tosylhydrazones To Access Iminofuran and 2(3*H*)-Furanone Derivatives. *Org. Lett.* **2017**, *19*, 3660–3663. (d) Liu, Z.; Wu, P.; He, Y.; Yang, T.; Yu, Z. [4+1] Cycloaddition of Enaminothiones and Aldehyde *N*-Tosylhydrazones Toward 3-Aminothiophenes. *Adv. Synth. Catal.* **2018**, *360*, 4381–4392. (e) Zhang, G.; Yi, H.; Chen, H.; Bian, C.; Liu, C.; Lei, A. Trisulfur Radical Anion as the Key Intermediate for the Synthesis of Thiophene via the Interaction between Elemental Sulfur and NaOtBu. *Org. Lett.* **2014**, *16*, 6156–6159.

(20) (a) Xu, P.; Li, W.; Xie, J.; Zhu, C. Exploration of C–H Transformations of Aldehyde Hydrazones: Radical Strategies and Beyond. *Acc. Chem. Res.* **2018**, *51*, 484–495. (b) Xia, Y.; Wang, J. *N*-Tosylhydrazones: Versatile Synthons in the Construction of Cyclic Compounds. *Chem. Soc. Rev.* **2017**, *46*, 2306–2362. (c) Zhao, X.; Zhang, Y.; Wang, J. Recent Developments in Copper-Catalyzed Reactions of Diazo Compounds. *Chem. Commun.* **2012**, *48*, 10162–10173.

(21) (a) Medvedev, J. J.; Efimov, I. V.; Shafran, Y. M.; Suslonov, V. V.; Bakulev, V. A.; Nikolaev, V. A. Rh(II)-Mediated Domino [4+1]-Annulation of α -Cyanothioacetamides Using Diazoesters: A New Entry for the Synthesis of Multisubstituted Thiophenes. *Beilstein J. Org. Chem.* **2017**, *13*, 2569–2576. (b) Mloston, G.; Heimgartner, H. Synthesis of Five-Membered Sulfur-Heterocycles via 1,5-Dipolar

Electrocyclization of Thiocarbonyl Ylides and Related Processes. *Curr. Org. Chem.* **2011**, *15*, 675–693.

(22) Yang, Z.; Guo, Y.; Koenigs, R. M. Solvent-Dependent, Rhodium Catalyzed Rearrangement Reactions of Sulfur Ylides. *Chem. Commun.* **2019**, *55*, 8410–8413.

(23) (a) Wang, Q.; Liu, Z.; Lou, J.; Yu, Z. Palladium-Catalyzed C–S Bond Cleavage with Allenates: Synthesis of Tetrasubstituted 2-Alkenylfuran Derivatives. *Org. Lett.* **2018**, *20*, 6007–6011. (b) Yin, Y. B.; Jiang, H. Y.; Ma, J.; Zhang, H. B.; Yin, C. J.; Li, S. S. Study on Michael Addition of α,α -Diacetyl Ketene Thioacetals and α,β -Unsaturated Ketones. *Chem. Res. App.* **2010**, *22*, 492–494. (c) Zhao, W. G.; Li, Z. M.; Yuan, P. W.; Yuan, D. K.; Jia, Q.; Wang, W. Y.; Wang, S. H. Synthesis and Biological Activity of 3-Methyl-4-ethoxy(diethylamino)carbonyl-1*H*-pyrazole Derivatives. *Chin. J. Org. Chem.* **2001**, *21*, 593–598. (d) Baldwin, J. E.; Villarica, K. A. Syntheses of Two Stereoselectively Trideuterated Vinylcyclopropanes. *J. Org. Chem.* **1995**, *60*, 186–190. (e) Hodgson, D. M.; Angrish, D. Highly Chemo- and Stereoselective Intermolecular Coupling of Diazoacetates To Give *cis*-Olefins by Using Grubbs Second-Generation Catalyst. *Chem.—Eur. J.* **2007**, *13*, 3470–3479. (f) Wang, S.; Yang, L.-J.; Zeng, J.-L.; Zheng, Y.; Ma, J.-A. Silver-Catalyzed [3+2] Cycloaddition of Isocyanides with Diazo Compounds: New Regioselective Access to 1,4-Disubstituted-1,2,3-Triazoles. *Org. Chem. Front.* **2015**, *2*, 1468–1474.