

# Iron-catalyzed alkylation of $\alpha$ -oxo ketene dithioacetals†

Cite this: *Chem. Commun.*, 2014, 50, 6337

Qin Yang, Ping Wu, Jiping Chen and Zhengkun Yu\*

Received 27th March 2014,  
Accepted 29th April 2014

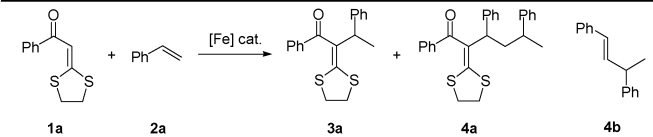
DOI: 10.1039/c4cc02264e

www.rsc.org/chemcomm

**Iron-catalyzed alkylation of internal olefins, that is,  $\alpha$ -oxo ketene dithioacetals, was successfully realized by using styrenes as the alkylating reagents. Highly functionalized tetrasubstituted olefins were prepared in moderate to high yields.**

Alkylation has been used as a powerful method for the construction of carbon–carbon bonds.<sup>1</sup> Carbon electrophiles such as alkyl alcohols, acetates, halides, ethers, and olefins can be applied for this purpose,<sup>2</sup> among which olefins are considered as the green alkylating reagents to establish an environmentally benign and atom-economical alkylation process.<sup>3</sup> Friedel–Crafts alkylation is well-known for alkylating  $sp^2$  C–H bonds of arenes and heteroarenes,<sup>4</sup> and transition metal-catalyzed insertion of alkenes to these  $sp^2$  C–H bonds has been extensively explored.<sup>5</sup> However, less attention has been paid to the potential alkylation of internal olefinic C–H bonds by alkenes.<sup>6</sup> Dai *et al.* have reported In(OTf)<sub>3</sub>-mediated addition of vinylarenes to the internal olefinic C–H bond of 1,1-diarylethenes.<sup>6b</sup> An olefin may be tuned highly polarized to exhibit enhanced reactivity by attaching both an electron-donating functionality, that is, a dithioalkyl, and an electron-withdrawing group such as a carbonyl to the two ends of its C=C bond. For example, ketene dithioacetals bearing an  $\alpha$ -electron-withdrawing group (EWG) are polarized internal olefins which show versatile reactivity towards electrophiles.<sup>7,8</sup> Recently, our group reported transition metal-catalyzed direct trifluoromethylation and alkenylation of the internal olefinic C–H bonds of  $\alpha$ -EWG ketene dithioacetals.<sup>9</sup> Iron compounds are a promising class of environmentally benign catalysts with advantages such as low cost, nontoxicity, good stability, and an easy manner of handling.<sup>10</sup> During our ongoing investigation on iron catalysis,<sup>11</sup> we envisioned that iron salts might promote the alkylation of  $\alpha$ -EWG ketene dithioacetals by alkenes.<sup>12</sup>

Table 1 Screening of the reaction conditions<sup>a</sup>



Entry	[Fe] cat.	Solvent	Conv. of 3a <sup>b</sup> (%)	3a:4a <sup>b</sup>	Yield of 3a <sup>c</sup> (%)
1	FeCl <sub>3</sub>	DCE	29	89:11	26 (28) <sup>d</sup>
2	FeCl <sub>3</sub>	CH <sub>3</sub> CN	56	67:33	37
3	FeCl <sub>3</sub>	CH <sub>3</sub> NO <sub>2</sub>	60	55:45	33
4	FeCl <sub>3</sub>	1,4-Dioxane	68	90:10	61
5	FeCl <sub>3</sub>	THF	68	92:8	62
6	FeCl <sub>3</sub>	Toluene	88	79:21	69
7	FeCl <sub>3</sub>	Cyclohexane	92	88:12	81 (59)
8	FeCl <sub>3</sub> ·6H <sub>2</sub> O	Cyclohexane	85	95:5	79
9	FeBr <sub>3</sub>	Cyclohexane	84	95:5	80
10	Fe(OTf) <sub>3</sub>	Cyclohexane	93	95:5	88 (68)
11	Fe(OTf) <sub>3</sub>	Cyclohexane/dioxane (5:1)	73	98:2	72
12	Fe(OTf) <sub>3</sub>	Cyclohexane/THF (5:1)	82	98:2	80 (76)
13 <sup>e</sup>	Fe(OTf) <sub>3</sub>	Cyclohexane/THF (5:1)	81	98:2	79

<sup>a</sup> Reaction conditions: **1a**, 0.5 mmol; **2a**, 0.6 mmol; [Fe] cat., 10 mol%; solvent, 2 mL; 0.1 MPa N<sub>2</sub>, 100 °C, 18 h. The reaction was performed in a 25 mL sealed tube. <sup>b</sup> Determined by GC analysis. <sup>c</sup> Isolated yield given in parentheses. <sup>d</sup> Isolated yield for **4b**<sup>12</sup> given in parentheses. <sup>e</sup> 1.5 equiv. styrene was used. DCE = 1,2-dichloroethane, THF = tetrahydrofuran.

Herein, we report Fe(OTf)<sub>3</sub> and FeCl<sub>3</sub>-catalyzed alkylation of  $\alpha$ -EWG ketene dithioacetals by styrenes.

Initially, the reaction of  $\alpha$ -benzoyl ketene dithioacetal (**1a**) with styrene (**2a**) was employed to optimize the reaction conditions (Table 1). Using 10 mol% FeCl<sub>3</sub> as the catalyst in DCE at 100 °C, the target product **3a** was obtained in 26% GC yield with formation of compound **4a** as the minor product, while the dimer of styrene **2a**, *i.e.*, **4b**,<sup>12</sup> was obtained in 28% yield (Table 1, entry 1). Variation of solvents from DCE to CH<sub>3</sub>CN, CH<sub>3</sub>NO<sub>2</sub>, 1,4-dioxane, and THF enhanced the conversion of **1a** as well as slightly increased the selectivity of **3a** (Table 1, entries 2–5). In toluene, the conversion of **1a** remarkably improved to 88%, and use of cyclohexane further increased the conversion to 92% (Table 1, entries 6 and 7). Due to the difficulty to separate the coalesced **4a**, **3a** was isolated only in 59% yield (Table 1, entry 7). Screening of

Dalian Institute of Chemical Physics, Chinese Academy of Sciences, 457 Zhongshan Road, Dalian 116023, China. E-mail: zkyu@dicp.ac.cn; Fax: +86 411 8437 9227; Tel: +86 411 8437 9227

† Electronic supplementary information (ESI) available: Experimental details, compound characterization and NMR spectra details. CCDC 988290. For ESI and crystallographic data in CIF or other electronic format see DOI: 10.1039/c4cc02264e

Table 2 The substrate scope of ketene dithioacetals (**1**)<sup>a</sup>

Entry	EWG ( <b>1</b> )	R, R	<b>3</b>	Yield <sup>b</sup> (%)
1	PhCO ( <b>1a</b> )	(CH <sub>2</sub> ) <sub>2</sub>	<b>3a</b>	76
2	2-MeC <sub>6</sub> H <sub>4</sub> CO ( <b>1b</b> )	(CH <sub>2</sub> ) <sub>2</sub>	<b>3b</b>	68
3	3-MeC <sub>6</sub> H <sub>4</sub> CO ( <b>1c</b> )	(CH <sub>2</sub> ) <sub>2</sub>	<b>3c</b>	66
4	4-MeC <sub>6</sub> H <sub>4</sub> CO ( <b>1d</b> )	(CH <sub>2</sub> ) <sub>2</sub>	<b>3d</b>	68
5	4-MeOC <sub>6</sub> H <sub>4</sub> CO ( <b>1e</b> )	(CH <sub>2</sub> ) <sub>2</sub>	<b>3e</b>	61
6	2-ClC <sub>6</sub> H <sub>4</sub> CO ( <b>1f</b> )	(CH <sub>2</sub> ) <sub>2</sub>	<b>3f</b>	66
7	3-ClC <sub>6</sub> H <sub>4</sub> CO ( <b>1g</b> )	(CH <sub>2</sub> ) <sub>2</sub>	<b>3g</b>	70
8	4-ClC <sub>6</sub> H <sub>4</sub> CO ( <b>1h</b> )	(CH <sub>2</sub> ) <sub>2</sub>	<b>3h</b>	68
9	2,4-Cl <sub>2</sub> C <sub>6</sub> H <sub>3</sub> CO ( <b>1i</b> )	(CH <sub>2</sub> ) <sub>2</sub>	<b>3i</b>	68
10	4-FC <sub>6</sub> H <sub>4</sub> CO ( <b>1j</b> )	(CH <sub>2</sub> ) <sub>2</sub>	<b>3j</b>	66
11	4-BrC <sub>6</sub> H <sub>4</sub> CO ( <b>1k</b> )	(CH <sub>2</sub> ) <sub>2</sub>	<b>3k</b>	80 <sup>c</sup>
12	4-CF <sub>3</sub> C <sub>6</sub> H <sub>4</sub> CO ( <b>1l</b> )	(CH <sub>2</sub> ) <sub>2</sub>	<b>3l</b>	81
13	2-Naphthyl-CO ( <b>1m</b> )	(CH <sub>2</sub> ) <sub>2</sub>	<b>3m</b>	77 <sup>c</sup>
14	2-Furyl-CO ( <b>1n</b> )	(CH <sub>2</sub> ) <sub>2</sub>	<b>3n</b>	55 <sup>c</sup>
15	2-Thienyl-CO ( <b>1o</b> )	(CH <sub>2</sub> ) <sub>2</sub>	<b>3o</b>	68
16	PhCO ( <b>1p</b> )	Et, Et	<b>3p</b>	55
17	PhCO ( <b>1q</b> )	Me, Me	<b>3q</b>	58
18	PhCO ( <b>1r</b> )	(CH <sub>2</sub> ) <sub>3</sub>	<b>3r</b>	23
19	CN ( <b>1s</b> )	(CH <sub>2</sub> ) <sub>2</sub>	<b>3s</b>	75
20	CO <sub>2</sub> Et ( <b>1t</b> )	(CH <sub>2</sub> ) <sub>2</sub>	<b>3t</b>	80 <sup>c</sup>
21	CF <sub>3</sub> CO ( <b>1u</b> )	(CH <sub>2</sub> ) <sub>2</sub>	<b>3u</b>	33 <sup>d</sup>

<sup>a</sup> Reaction conditions: **1**, 0.5 mmol; **2a**, 0.6 mmol; Fe(OTf)<sub>3</sub>, 10 mol%; cyclohexane/THF (5/1, v/v), 2 mL; in a 25 mL sealed tube, 0.1 MPa N<sub>2</sub>, 100 °C, 18 h. <sup>b</sup> Isolated yields. <sup>c</sup> 2 equiv. of styrene. <sup>d</sup> 110 °C.

the iron sources revealed that Fe(OTf)<sub>3</sub> could act as the effective catalyst and a mixture of cyclohexane and THF (5:1, v/v) was the suitable solvent (Table 1, entries 8–12), and thus **3a** was obtained in 76% yield under the optimized conditions (Table 1, entry 12). It should be noted that further increasing the styrene loading to 1.5 equiv. did not improve the reaction efficiency (Table 1, entry 13).

Next, the substrate scope of ketene dithioacetals **1** was explored under the optimal conditions. Substrates **1a–1o** reacted smoothly to give the target products, *i.e.*, **3a–3o**, in 55–81% yields, exhibiting good tolerance of the structural and electronic variations of  $\alpha$ -oxo ketene dithioacetals (Table 2, entries 1–15). Electron-donating groups such as methyl and methoxy groups, and electron-withdrawing substituents such as F, Cl, Br, and CF<sub>3</sub> in the aryls of **1** were tolerant, and the steric hindrance from the 2-substituent of the aryl moiety was negligible (Table 2, entries 1–12). Naphthyl and heteroaryl-substituted  $\alpha$ -oxo ketene dithioacetals **1m–1o** also reacted with **2a** to form products **3m–3o** in 55–77% yields (Table 2, entries 13–15). For acyclic  $\alpha$ -oxo ketene dithioacetals **1p** and **1q**, their reactions with styrenes afforded **3p** (55%) and **3q** (58%) in relatively low yields, demonstrating a less effective push–pull effect of the two thioalkyls and benzoyl on the substrate reactivity, and enlargement of the cyclic dithioalkyl ring in **1r** further deteriorated the reaction (Table 2, entries 16–18). It should be noted that under strong basic conditions, only acyclic  $\alpha$ -cyano ketene dithioacetals could react with electrophiles to form the alkylation products.<sup>8</sup>  $\alpha$ -Cyano and ester ketene dithioacetals **1s** and **1t** also reacted to produce the target products **3s** and **3t** in good yields (Table 2, entries 19 and 20). However, introduction of a strong

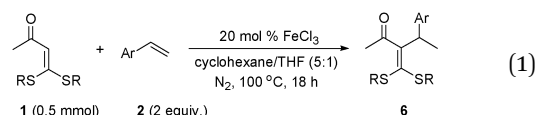
Table 3 The generality of styrenes (**2**)<sup>a,b</sup>

1a	2	5

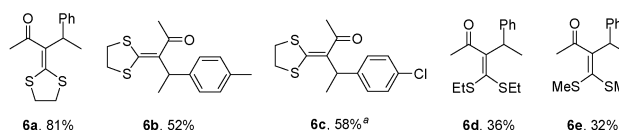
<sup>a</sup> Reaction conditions: **1a**, 0.5 mmol; **2**, 0.6 mmol; Fe(OTf)<sub>3</sub>, 10 mol%; cyclohexane/THF (5/1, v/v), 2 mL; in a 25 mL sealed tube, 0.1 MPa N<sub>2</sub>, 100 °C, 18 h. <sup>b</sup> Isolated yields. <sup>c</sup> 2 equiv. of styrene. <sup>d</sup> 120 °C.

electron-withdrawing group, that is, CF<sub>3</sub>, led to much less formation of **3u** (33%) under the relatively harsh conditions (Table 2, entry 21).

The generality of styrene substrates was then investigated (Table 3). It was found that the steric and electronic effects from styrenes had various impacts on the yields of the target products (**5**). 2- and 3-Methyls in styrenes slightly improved the reaction to afford **5a** and **5b** in 70% yields, while the reaction of styrene bearing a *para*-Me or a *t*-Bu group was obviously deteriorated to form **5c** (54%) or **5d** (49%) due to easy dimerization of these styrenes under the reaction conditions. Extension of the  $\pi$ -system in styrenes also lessened formation of **5e** (52%) and **5f** (53%). The styrenes bearing *para*-F or Cl still reacted well, but 4-bromo and 3-chlorostyrenes reacted less efficiently to give **5i** (51%) and **5j** (22%), respectively.



$\alpha$ -Acetyl ketene dithioacetals were also employed to react with styrenes (eqn (1)). This type of ketene dithioacetals exhibited a reactivity lower than their benzoyl analogs (Table 2) and the reactions had to be performed in the presence of 20–30 mol% FeCl<sub>3</sub> (Scheme 1). The cyclic ketene dithioacetals gave 52–81%



Scheme 1 Reactions of  $\alpha$ -acetyl ketene dithioacetals (**1**) with styrenes (**2**). Conditions: **1**, 0.5 mol; **2**, 1.0 mmol; 20 mol% FeCl<sub>3</sub>; cyclohexane/THF (5/1, v/v), 2 mL; in a 25 mL sealed tube, 0.1 MPa N<sub>2</sub>, 100 °C, 18 h. Isolated yields. <sup>a</sup> 30 mol% FeCl<sub>3</sub>, cyclohexane/1,4-dioxane (5/1, v/v), 2 mL; 110 °C.

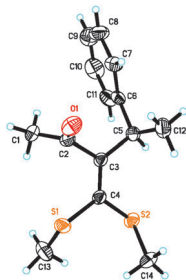
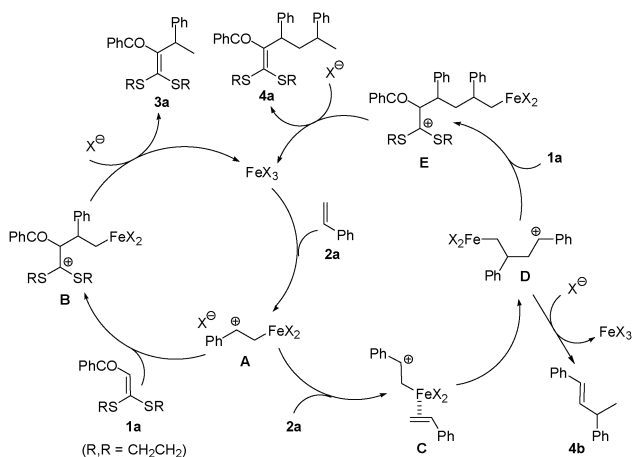
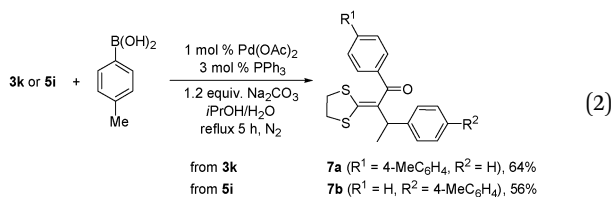


Fig. 1 Molecular structure of compound **6e**.



Scheme 2 Proposed mechanism.

yields, whereas the acyclic substrates reacted slowly to produce **6d** (36%) and **6e** (32%). The molecular structure of **6e** was further confirmed by the X-ray crystallographic determination (Fig. 1). Further transformations of the alkylation products were carried out by Suzuki cross-coupling reactions of **3k** and **5i** (eqn (2)). They reacted with *p*-tolylboronic acid to form **7a** (64%) and **7b** (56%), respectively, suggesting a potential application in the preparation of highly functionalized tetrasubstituted olefins.



A plausible mechanism is proposed in Scheme 2. Initially, interaction of the iron(III) catalyst  $\text{FeX}_3$  with styrene (**2a**) forms benzylic carbocation **A**, which is then trapped by  $\alpha$ -EWG ketene dithioacetal **1a** to form a more stable carbocation species **B** stabilized by the two adjacent thioalkyls.<sup>8d</sup> Regeneration of the catalyst from **B** affords the target product **3a**. Iron(III) species **A** can also activate the soft nucleophile, that is, a styrene,<sup>2c</sup> producing carbocation **D** by insertion of the alkene to its C–Fe bond. Subsequent reaction with **1a** gives intermediate **E**, which

releases the Lewis acid catalyst to yield the minor product **4a**. During the reaction, **D** can also be decomposed to **4b**,<sup>12</sup> which was successfully isolated and identified.

In summary, iron-catalyzed alkylation of  $\alpha$ -oxo ketene dithioacetals was realized by using styrenes as the alkylating reagents. Highly functionalized olefin derivatives were prepared in moderate to good yields, demonstrating an alternative route to tetrasubstituted olefins.

This work was financially supported by the National Natural Science Foundation of China (21272232).

## Notes and references

- B. M. Trost and I. Fleming, *Comprehensive Organic Synthesis*, Pergamon Press, Oxford, 1st edn, 1991, vol. 3.
- (a) Y. Sawama, Y. Shishido, T. Kawajiri, R. Goto, Y. Monguchi and H. Sajiki, *Chem. – Eur. J.*, 2014, **20**, 510; (b) L. Jiao and T. Bach, *Angew. Chem., Int. Ed.*, 2013, **52**, 6080; (c) K. Kohno, K. Nakagawa, T. Yahagi, J.-C. Choi, H. Yasuda and T. Sakakura, *J. Am. Chem. Soc.*, 2009, **131**, 2784; (d) Y. Li, Z. K. Yu and S. Z. Wu, *J. Org. Chem.*, 2008, **73**, 5647; (e) M. Rueping, B. J. Nachtsheim and A. Kuenkel, *Org. Lett.*, 2007, **9**, 825; (f) I. Iovel, K. Mertins, J. Kischel, A. Zapf and M. Beller, *Angew. Chem., Int. Ed.*, 2005, **44**, 3913.
- B. M. Trost, *Acc. Chem. Res.*, 2002, **35**, 695.
- (a) M. Rueping and B. J. Nachtsheim, *Beilstein J. Org. Chem.*, 2010, **6**, 6; (b) V. Terrason, R. M. De Figueiredo and J. M. Campagne, *Eur. J. Org. Chem.*, 2010, 2635.
- (a) M. Schinkel, I. Marek and L. Ackermann, *Angew. Chem., Int. Ed.*, 2013, **52**, 3977; (b) P.-S. Lee and N. Yoshikai, *Angew. Chem., Int. Ed.*, 2013, **52**, 1240; (c) R. Beaud, R. Guillot, C. Kouklovsky and G. Vincent, *Angew. Chem., Int. Ed.*, 2012, **51**, 12546; (d) S. G. Pan, N. Ryu and T. Shibata, *J. Am. Chem. Soc.*, 2012, **134**, 17474; (e) B.-T. Guan and Z. M. Hou, *J. Am. Chem. Soc.*, 2011, **133**, 18086; (f) Y. Nakao, N. Kashihara, K. S. Kanyiva and T. Hiyama, *Angew. Chem., Int. Ed.*, 2010, **49**, 4451.
- (a) A. Galván, J. Calleja, F. J. Fañanás and F. Rodríguez, *Angew. Chem., Int. Ed.*, 2013, **52**, 6038; (b) J. Dai, J. L. Wu, G. L. Zhao and W.-M. Dai, *Chem. – Eur. J.*, 2011, **17**, 8290; (c) L. J. Gooßen and N. Rodríguez, *Angew. Chem., Int. Ed.*, 2007, **46**, 7544; (d) H. Tsujita, Y. Ura, S. Matsuki, K. Wada, T.-a. Mitsudo and T. Kondo, *Angew. Chem., Int. Ed.*, 2007, **46**, 5160.
- (a) L. Pan, X. H. Bi and Q. Liu, *Chem. Soc. Rev.*, 2013, **42**, 1251; (b) L. D. Wang, W. He and Z. K. Yu, *Chem. Soc. Rev.*, 2013, **42**, 599.
- See: (a) J.-N. Song, Z. X. Fang, Y. Liu, R. Li, L. X. Xu, B.-D. Barry, Q. Liu, X. H. Bi and P. Q. Liao, *Synlett*, 2011, 2551; (b) H. J. Yuan, M. Wang, Y. J. Liu, L. L. Wang, J. Liu and Q. Liu, *Chem. – Eur. J.*, 2010, **16**, 13450; (c) H.-J. Yuan, M. Wang, Y.-J. Liu and Q. Liu, *Adv. Synth. Catal.*, 2009, **351**, 112; (d) Q. Zhang, S. G. Sun, J. L. Hu, Q. Liu and J. Tian, *J. Org. Chem.*, 2007, **72**, 139.
- (a) Z. F. Mao, F. Huang, H. F. Yu, J. P. Chen, Z. K. Yu and Z. Q. Xu, *Chem. – Eur. J.*, 2014, **20**, 3439; (b) H. F. Yu, W. W. Jin, C. L. Sun, J. P. Chen, W. M. Du, S. B. He and Z. K. Yu, *Angew. Chem., Int. Ed.*, 2010, **49**, 5792.
- (a) K. Gopalaiah, *Chem. Rev.*, 2013, **113**, 3248; (b) C.-L. Sun, B.-J. Li and Z.-J. Shi, *Chem. Rev.*, 2011, **111**, 1293; (c) A. A. O. Sarhan and C. Bolm, *Chem. Soc. Rev.*, 2009, **38**, 2730; (d) C. Bolm, J. Legros, J. Le Pailh and L. Zani, *Chem. Rev.*, 2004, **104**, 6217.
- (a) Q. Yang, L. D. Wang, T. L. Guo and Z. K. Yu, *J. Org. Chem.*, 2012, **77**, 8355; (b) T. Y. Xu, Q. Yang, W. J. Ye, Q. B. Jiang, Z. Q. Xu, J. P. Chen and Z. K. Yu, *Chem. – Eur. J.*, 2011, **17**, 10547; (c) T. Y. Xu, Q. Yang, D. P. Li, J. H. Dong, Z. K. Yu and Y. X. Li, *Chem. – Eur. J.*, 2010, **16**, 9264; (d) T. Y. Xu, Z. K. Yu and L. D. Wang, *Org. Lett.*, 2009, **11**, 2113.
- (a) J. R. Cabrero-Antonino, A. Leyva-Pérez and A. Corma, *Adv. Synth. Catal.*, 2010, **352**, 1571; (b) Z.-Q. Liu, Y. X. Zhang, L. X. Zhao, Z. J. Li, J. T. Wang, H. J. Li and L.-M. Wu, *Org. Lett.*, 2011, **13**, 2208; (c) R. Sanz, D. Miguel, A. Martínez, J. M. Álvarez-Gutiérrez and F. Rodríguez, *Org. Lett.*, 2007, **9**, 2027.